



Sept. 19 • Noon • College Park, Md.  
**Capital One Field at Byrd Stadium**  
 (51,802)  
**Surface: FieldTurf**  
**Live Stats: [umterps.com](http://umterps.com)**

**Television (ESPNU)**

Clay Matvick..... Play-by-Play  
 John Congemi..... Color Analyst

**Radio**

**Maryland Sports Radio Network**  
 Baltimore flagship 105.7 WJZ-FM; Washington, D.C.,  
 flagship ESPN 980 AM; also available on Tuneln  
 Johnny Holliday (37th season)..... Play-by-Play  
 Tim Strachan (20th season)..... Color Analyst  
 Scott McBrien..... Color Analyst  
**Satellite Radio**  
 132 (Sirius), 195 (XM), 195 (SiriusXM)

**Looking Ahead**

**West Virginia**

Date .....  
 Saturday, Sept. 26, 2015  
 Location ..... Morgantown, W. Va.  
 Stadium ..... Milan Puskar Stadium (60,000)  
 Kickoff ..... 3 p.m.  
 Series ..... West Virginia leads 27-22-2  
 TV ..... Fox Sports 1



**Coaching Staff**

Randy Edsall..... Head Coach  
 Mike Locksley (b)..... Offensive Coord./Quarterbacks  
 Keith Dudzinski (f)..... Defensive Coord./Inside Linebackers  
 Lyndon Johnson (b)..... Asst. Head Coach/Outside Linebackers  
 John Dunn (b)..... Tight Ends/Recruiting Coordinator  
 Keenan McCardell (f)..... Wide Receivers  
 Darrell Perkins (b)..... Defensive Backs  
 Terry Richardson (f)..... Running Backs  
 Greg Studrawa (f)..... Offensive Line  
 Chad Wilt (f)..... Defensive Line  
**Graduate Assistants:** Colin Bauer, Cody Catalina, A.J.  
 Reisig and Brock Sickmiller  
**Key:** Booth (b); Field (f)

**MARYLAND TERRAPINS**



**1-1, 0-0 Big Ten**  
**Head Coach: Randy Edsall**  
**Streak: Lost 1**

**USF BULLS**



**1-1, 0-0 AAC**  
**Head Coach: Willie Taggart**  
**Streak: Lost 1**

**WHAT'S INSIDE:** Series Notes • Page 3 • Depth Chart • Page 8 • 2015 Statistics • Page 27

**OPENING DRIVE**

**Setting The Stage**

The University of Maryland football team ends a three-game season-opening homestand Saturday as it welcomes USF to Capital One Field at Byrd Stadium for a Noon ET kickoff on ESPN.

**By The Numbers**

- 0** The Maryland offensive line has kept its quarterback clean this season, allowing zero sacks through two games. Michigan State is the only other team in the Big Ten to accomplish the feat.
- 1** Maryland was victorious in its inaugural meeting against USF last season in Tampa, Fla., as it earned a 24-17 road victory. It was the first of five road wins for the Terrapins in 2014.
- 4** The Terps won all four of their regular season games in 2014 when coming off of a loss in the previous game. Maryland has not lost back-to-back regular season games since Nov. 9, 2013.
- 22** Junior defensive end **Yannick Ngakoue** totaled 3.0 tackles for a cumulative loss of 22 yards in Maryland's win against USF last season. He matched the effort with 3.0 tackles for loss (17 yards) last week against Bowling Green.
- 39** Maryland's offense has been the benefactor of excellent field position through two games, starting at their own 39 on average. This has largely been due to specialist **William Likely** and his tremendous return ability.
- 315** Junior cornerback **William Likely** has returned 10 punts for 315 yards (31.5 yards/r) through two games this season. He has returned a punt for a touchdown in back-to-back games and has four career punt return touchdowns.

[umterps.com](http://umterps.com)

[MarylandPride.com](http://MarylandPride.com)



[/marylandterrapins](https://www.facebook.com/marylandterrapins)  
[/MarylandFootball](https://www.facebook.com/MarylandFootball)



@umterps  
 @MarylandPride  
 @RandyEdsall



[/marylandathletics](https://www.youtube.com/marylandathletics)  
[/MarylandPrideFB](https://www.youtube.com/MarylandPrideFB)



[/marylandterrapins](https://www.instagram.com/marylandterrapins)  
[/marylandpride](https://www.instagram.com/marylandpride)

**Maryland Schedule**

Date	Opponent	Result/Time	TV	Series
Sept. 5	Richmond	W, 50-21	ESPNU	Maryland leads 13-5-1
Sept. 12	Bowling Green	L, 27-48	BTN	Bowling Green leads 1-0
Sept. 19	USF	Noon	ESPNU	Maryland leads 1-0
Sept. 26	@ West Virginia	3 p.m.	FS1	West Virginia leads 27-22-2
Oct. 3	Michigan*	8:00 p.m.	TBA	Michigan leads 3-1
Oct. 10	@ Ohio State*	Noon	TBA	Ohio State leads 1-0
Oct. 24	Penn State*#	TBA	TBA	Penn State leads 35-2-1
Oct. 31	@ Iowa*	TBA	TBA	Maryland leads 1-0
Nov. 7	Wisconsin*	3:30 p.m.	TBA	Wisconsin leads 1-0
Nov. 14	@ Michigan State*	TBA	TBA	Michigan State leads 5-1
Nov. 21	Indiana*	TBA	TBA	Indiana leads 2-1
Nov. 28	@ Rutgers*	TBA	TBA	Series tied 5-5

#M&T Bank Stadium; All times Eastern; \*Big Ten game

**GAME 3: MARYLAND vs. USF**

MONDAY	TUESDAY	WEDNESDAY	THURSDAY	FRIDAY	SATURDAY	SUNDAY
OFF	<b>Randy Edsall Press Conference - Noon</b> (Press Box)  <b>Player Availability - 12:30 p.m.</b> (Press Box)  <b>Randy Edsall Big Ten Coaches Teleconference - 1:12 p.m.</b> (Contact Dustin Semonavick for call-in information) <b>Practice</b> (Closed to Media)	<b>Coord. Availability</b> 11:45 a.m./Noon (Press Box)  <b>Player Availability - 12:15 p.m.</b> (Press Box)  <b>Practice</b> (Closed to Media)  <b>Randy Edsall Radio Show - 7 p.m.</b> (Buffalo Wild Wings College Park)	<b>Practice</b> (Closed to Media)	<b>Walk-Thru</b> (Closed to Media)	<b>Game 3</b> Maryland vs USF - Noon (ESPNU)	<b>Randy Edsall Teleconference - 4 p.m.</b> (Contact Dustin Semonavick for phone number and access code)  <b>Practice</b> (Closed to Media)

**Maryland Media Relations**

**Dustin Semonavick (Primary)**

Assistant AD/Football Communications

Email .....dustin@umd.edu  
 Phone .....301-314-7065 (O)  
 .....757-544-8393 (C)

**Sean Ellenby (Secondary)**

Assistant Director, Athletics Media Relations

Email .....mbertram@umd.edu  
 Phone .....301-314-8093 (O)  
 .....410-409-4734 (C)

**Zack Bolno**

Sr. Associate AD/Strategic Communications & Media Relations

Email .....zbolno@umd.edu  
 Phone.....301-314-1482 (O)

**Important Telephone Numbers**

Media Relations Office.....301-314-7064  
 Capital One Field at Byrd Stad. Press Box .....301-405-7810  
 Football Office .....301-314-7095  
 Media Relations Fax.....301-314-9094

**Interviews**

**Media interviews with all Maryland players and coaches must be arranged through the Maryland Media Relations Department.** Contact **Dustin Semonavick**, assistant athletics director/football communications, at dustin@umd.edu or at 301-314-7065 to arrange interviews with head coach Randy Edsall and Maryland players. Members of the media may also contact **Sean Ellenby**, assistant director of media relations, at sellenby@umd.edu or at 301-314-8093 to arrange player interviews.

**MEDIA GUIDELINES**

**Season Practice Policy**

Practices, which are normally scheduled for Sunday, Tuesday, Wednesday and Thursday, are closed to the media and public. Friday walk-throughs (home and away) are also closed. Contact Dustin Semonavick for photo and B-roll requests.

**Postgame Media Availability**

At home, Edsall will address the media in Glazer Auditorium of the Gossett Football Team House. Players will follow Edsall. On the road, Edsall and players will address the media at a designated location. The locker room is closed and interviews are not permitted on the field at the conclusion of any game.

**2014 Big Ten Football Coaches Teleconference** (Eastern Time)

Pat Fitzgerald, Northwestern	Noon
Jim Harbaugh, Michigan	12:08 p.m.
Paul Chryst, Wisconsin	12:16 p.m.
Mike Riley, Nebraska	12:24 p.m.
Mark Dantonio, Michigan State	12:32 p.m.
Kirk Ferentz, Iowa	12:40 p.m.
Jerry Kill, Minnesota	12:48 p.m.
Kyle Flood, Rutgers	12:56 p.m.
Tim Beckman, Illinois	1:04 p.m.
<b>Randy Edsall, Maryland</b>	<b>1:12 p.m.</b>
Darrell Hazell, Purdue	1:20 p.m.
James Franklin, Penn State	1:28 p.m.
Urban Meyer, Ohio State	1:36 p.m.
Kevin Wilson, Indiana	1:44 p.m.

**Parking for Media Availability**

Parking will be available on the concourse of Capital One Field at Byrd Stadium. Enter at Gate E, which is located on the North side of Byrd Stadium on Stadium Drive. Turn left and park against the brick walls. The press box in Tyser Tower may be accessed by utilizing elevator 1 on the concourse. The press box is located on the fifth floor.

**Credentials**

Single-game credential requests should be submitted to Dustin Semonavick (dustin@umd.edu) at least one week prior to the home date. Requests should be submitted at <http://www.sportssystem.com/clients/maryland>. For outlets requesting overnight delivery of credentials, please supply the Maryland Media Relations Department with a FedEx account number.

**Social Media**

Twitter fan feeds for the athletic department (@umterps), the football program (@MarylandPride) and head coach Randy Edsall (@RandyEdsall) are available. Our Facebook home is located at <http://www.facebook.com/marylandterrapins> along with the football program at <http://www.facebook.com/MarylandPride>. On Instagram, you can follow Maryland athletics (/marylandterrapins) and the football program (/MarylandPride) with content also available on YouTube for the athletics department (/marylandathletics) and the football team (/MarylandPrideFB).

**collegepressbox.com**

Collegepressbox.com is the official media website for NCAA FBS football. Access and download weekly game notes, quotes, statistics, media guides, headshots, logos and more for each conference and its member schools. Login information will be distributed to accredited media or you can apply for a password by sending an e-mail to: [password@collegepressbox.com](mailto:password@collegepressbox.com).

**USF: AT A GLANCE**

**2015 SCHEDULE**

Sept. 5	Florida A&M	W, 51-3
Sept. 12	@ Florida State	L, 14-34
Sept. 19	@ Maryland	Noon
Oct. 2	Memphis	7 p.m.
Oct. 10	Syracuse	TBA
Oct. 17	@ UConn	TBA
Oct. 24	SMU	TBA
Oct. 31	@ Navy	Noon
Nov. 7	@ East Carolina	TBA
Nov. 14	Temple	TBA
Nov. 20	Cincinnati	8 p.m.
Nov. 26	@ UCF	7:30 p.m.

**STATISTICAL LEADERS**

Rushing	No.	Yds.	Avg.	Lg.	TD
Marlon Mack	41	214	5.2	32	1
Quinton Flowers	21	101	4.8	29	1
Darius Tice	10	101	10.1	44	1

Passing	C-A-I	Pct.	Yds.	Lg.	TD
Quinton Flowers	24-40-2	60.0	266	71	4

Receiving	No.	Yds.	Avg.	Lg.	TD
D'Ernest Johnson	8	166	20.8	71	4
Marlon Mack	7	15	2.1	9	0
Elkanah Dillon	4	126	31.5	62	1

Defense	U-A	Total	Sacks	TFL
Nate Godwin	8-5	13	0.0-0	0.5-0
Deadrin Senat	6-4	10	0.0-0	1.5-5
Auggie Sanchez	4-6	10	0.0-0	2.0-15



**RECORD: 1-1, 0-0 AAC**

Home: 1-0; Away: 0-1; Neutral: 0-0

- USF is 1-1 on the season after opening the season with a 51-3 victory over Florida A&M, before falling at No. 11 Florida State, 34-13.
- The Bulls had a strong first half against Florida State, entering the halftime break tied at 7 with the nation's 11th-ranked team. The Seminoles took off in the second half, however, outscoring USF 17-0 in the third quarter.
- Sophomore quarterback Quinton Flowers is in his first season as the Bulls' full-time starter. He has passed for four four touchdowns and has completed 60 percent of his passes through two games.
- The 2014 AAC Rookie of the Year Marlon Mack is back for his sophomore season as the Bulls' running back, and has run for 214 yards (107.0/g) through two games.
- Willie Taggart is in his third season as the USF head coach, posting a 7-19 record. He is 23-39 overall in his coaching career.

**SERIES HISTORY:**

**Maryland vs. USF**

Maryland leads 1-0

Home: 0-0 / Away: 1-0

Neutral: 0-0

First Meeting: Sept. 6, 2014 / Away / W, 24-17

Last Meeting: Sept. 6, 2014 / Away / W, 24-17

Most points scored vs. USF:

Home: N/A

Away: 24 (24-17 win on 9/6/14)

Most points given up vs. USF:

Home: N/A

Away: 17 (24-17 win on 9/6/14)

Number of Shutouts:

Maryland: 0      USF: 0

Largest Margin of Victory:

(7) 24-17 on 9/6/14

Largest Margin of Defeat:

N/A

**ALL-TIME HISTORY**

Year	Site	Final
2014	Tampa, Fla.	W 24-17

**MARYLAND-USF CONNECTIONS**

- Maryland has six players on its roster from the state of Florida, most notably **William Likely** who is from Belle Glade, Fla. - three hours from Tampa.
- Maryland's **Amba Etta-Tawo**, **Jefferson Ashiru** and **JuJuan Dulaney** each attended McEachern HS in Powder Springs, Ga., with USF offensive lineman Kofi Amichia.
- Maryland defensive lineman **Kingsely Opara** attended the same high school as USF punter Brent Gordon: Mandarin HS (Jacksonville, Fla.)
- Maryland wide receiver **Jahrvis Davenport** attended the same high school as USF defensive tackle Bruce Hector: Robinson HS (Tampa, Fla.).
- South Florida does not have any players from Maryland on its roster.

**TALE OF THE TAPE**

MD	CATEGORY	USF
38.5	Scoring Offense	32.5
34.5	Scoring Defense	18.5
248.5	Rushing Offense	212.0
161.5	Passing Offense	203.0
410.0	Total Offense	415.0
128.5	Rushing Defense	145.0
355.5	Passing Defense	166.5
484.0	Total Defense	311.5

**LEADERS COMPARISON**

CATEGORY	MD	USF
Touchdowns	L. Jacobs (2)	D. Johnson (4)
Passing Yards	Hills (153.0)	Flowers (133.0)
Passing Eff.	P. Hills (121.4)	Flowers (138.9)
Rushing Yards Avg.	B. Ross (80.0)	Mack (107.0)
Receiving Yards Avg.	Etta-Tawo (35.0)	Johnson (83.0)
Receptions	Etta-Tawo (7)	Johnson (8)
Tackles	J. Carter (21)	Godwin (13)
Sacks	2 players (3.0)	2 players (2.0)
Interceptions	Brooks (1)	2 players (1)
Punting Avg.	Pritchard (42.3)	Ciabatti (45.5)
Punt Return Avg.	Likely (31.5)	Fullwood (11.5)
Kickoff Return Avg.	Likely (31.5)	Adams (27.2)
Kicking	Craddock (5/6)	Nadelman (1/1)

## ON THE OFFENSE

## On The Offense

## TERPS ON THE RUN

- The Maryland rushing attack is averaging 248.5 yards per game, due in large part to its ability to pick up large chunks at a time. Through two games in 2015, the Terps are averaging 7.0 yards per carry.
- Senior **Brandon Ross** passed Keon Lattimore to move into 16th on Maryland's all-time rushing list, and currently has 1,761 yards.
- Junior **Wes Brown** continues to be a viable scoring option in the red zone, having recorded a touchdown in seven of his last 10 games.
- Junior quarterback Perry Hills displayed excellent scrambling ability against Bowling Green. He ran for a career-high 94 yards in the game, including a 36-yard scamper.

## ROWE TO START AT QB

- Redshirt junior quarterback **Caleb Rowe** is chalked up to make his first career start under center since Oct. 26, 2013 against Clemson.
- Rowe was impressive in that game against Clemson, throwing for 287 yards and three touchdowns.
- A start Saturday would mark Rowe's fourth career start at Maryland.
- He has thrown 12 career touchdowns, including one against eventual national champion Ohio State last season in relief of C.J. Brown.

## SHARING THE WEALTH

- Six different Maryland receivers have caught at least three passes in 2015, led by junior **Amba Etta-Tawo** with seven total receptions.
- Additionally, four different receivers have at least 60 receiving yards this season.
- Redshirt junior **Levern Jacobs** has caught a touchdown in three consecutive games dating back to 2013 in the Military Bowl against Marshall.

## O-LINE CONSISTENCY

- Maryland features strong consistency on the offensive line, specifically on its flanks with tackles **Michael Dunn** and **Ryan Doyle** and guard **Andrew Zeller**. The trio has combined 78 starts over their careers along the offensive line.
- Dunn, a former walk-on, leads the offense with 28 consecutive starts after starting every game since the start of the 2013 season.
- The Terps have started the same front-5 in both games in 2015.

## By The Numbers

0

Maryland is just one of eight teams in the country that has not allowed a sack this season, due in large part to its formidable offensive line. Michigan State is the only other team in the Big Ten to accomplish the feat.

1

True freshman wide receiver **D.J. Moore** caught his first career touchdown pass against Bowling Green, taking a 42-yard slant to the end zone. The Philadelphia native is averaging 21.7 yards per catch.

3

Redshirt junior wide receiver **Levern Jacobs** has caught a touchdown pass in three consecutive games dating back to the 2013 Military Bowl. Jacobs missed the entire 2014 season to suspension.

4

Redshirt junior quarterback **Caleb Rowe** is slated to make his fourth career start Saturday against USF. Rowe last started on Oct. 26, 2013, when he threw for a career-high three touchdowns and 287 yards against Clemson.

6.2

Senior running back **Brandon Ross** is averaging 6.2 yards per carry in 2015, a mark that currently ranks fourth in the Big Ten Conference. He was highly effective against Richmond, running for a career-high 150 yards.

10.0

The Terrapin offense features five wide receivers that are averaging at least 10.0 yards per catch. **D.J. Moore** leads the way with 21.7 yards/catch, followed by **Levern Jacobs** (12.8), **Malcolm Culmer** (12.6), **Taivon Jacobs** (12.0) and **Amba Etta-Tawo** (10.0).

16

Running back **Brandon Ross** moved into 16th on the Maryland all-time rushing list with his performance against Bowling Green, passing Keon Lattimore (2004-07). He now stands at 1,761 yards, and needs 57 more yards to pass Mark Mason (1990-93) for 15th on the list.

248.5

The Maryland running attack is averaging 248.5 yards per game, a mark that ranks third in the Big Ten. Last season, the Terps were 12th in the conference with 121.8 yards per game.

308.5

Maryland's offensive linemen weigh an average of 308.5 pounds. The number ranks first in the Big Ten East Division and second overall behind Wisconsin (310.1).

## ON THE DEFENSE/SPECIAL TEAMS

## By The Numbers

1

Sophomore linebacker **Jalen Brooks** notched his first career interception against Bowling Green, picking off quarterback Matt Johnson on the first play of a drive midway through the third quarter.

2

Junior cornerback and return specialist **William Likely** returned his second punt for a touchdown in as many games against Bowling Green. It was the first time a Maryland player has returned a punt for a TD in back-to-back games since 2010, when Tony Logan did it against FIU and Duke. Steve Suter also accomplished the feat in 2002.

4

The Maryland defense has posted 4.0 sacks in each of its first two games, a mark that ranks third in the Big Ten and eighth nationally. Four different players have notched a sack this season.

5

Senior place kicker Brad Craddock has nailed five field goals through the first two games this season. That mark puts the reigning Lou Groza Award winner tied for second nationally and first in the Big Ten.

6.0

Defensive linemen **Quinton Jefferson** and **Yannick Ngakoue** are statistically the best sacking duo in the Big Ten, combining for 6.0 sacks through the first two games. The pair is also tied for sixth nationally with 3.0 sacks each.

7.5

Senior cornerback **Sean Davis** ranks first in the Big Ten and 10th nationally with 7.5 tackles per game. The converted safety led all defensive backs in the conference with 115 total tackles in 2014. He also has forced two fumbles this season - one of 18 players to accomplish the feat in 2015.

10.5

Sophomore Jermaine Carter, Jr. is averaging 10.5 tackles in his first season as Maryland's starting middle linebacker. The mark ranks second in the Big Ten following a career-high 13-tackle performance against Bowling Green.

74

The Terrapin defense is allowing just 74.0 yards per rush through two games in 2015, which ranks fourth in the Big Ten and 14th nationally. Last season, the Terps allowed 201.9 rushing yards per game and ranked 12th in the Big Ten.

85

Junior **William Likely** returned his fourth career punt for a touchdown (2nd-most in Maryland history) against Bowling Green. The return was for 85 yards - tying Tony Logan for the second-longest punt return in team history. Dick Nolan has held the record since 1953 with a 90-yard return.

## On The Defense/Special Teams

## GETTING TO THE QB

- The Maryland defense has racked up 8.0 sacks through its first two games, ranking third in the Big Ten and eighth nationally.
- Leading the way have been juniors Quinton Jefferson and Yannick Ngakoue, who each have 3.0 sacks on the season.
- The duo has combined for more sacks than any other duo in the Big Ten Conference.
- Ngakoue totaled all three of his sacks against Bowling Green, posting a career-high.

## STOPPING THE RUN

- The Maryland defense has been strong against the run, allowing an average of just 74.0 yards through two games.
- Sophomore linebacker **Jermaine Carter, Jr.** has been the catalyst for the defense, totaling 21 tackles through the first two games. His 10.5 tackles per game ranks second in the Big Ten.
- Carter posted a career-high 13 tackles against Bowling Green.
- The Terrapin front seven has impressed so far, after returning just one starter (Yannick Ngakoue) from 2014. Quinton Jefferson started the first three games of 2014, before suffering a season-ending injury.

## EXPERIENCED SECONDARY

- Maryland's secondary has tremendous experience, featuring five players that have combined for 102 career starts: **Sean Davis, A.J. Hendy, Alvin Hill, William Likely** and **Anthony Nixon**.
- **William Likely** has posted a pair of pass breakups in both games so far this season, a mark that ranks second in the Big Ten and ninth nationally.
- Senior **Alvin Hill** notched a career-high eight tackles (7 solo) against Bowling Green.
- Senior **Sean Davis** leads the Big Ten Conference in solo tackles per game (7.5).



## A Likely Story

After standout freshman and sophomore seasons in College Park, many wondered what junior cornerback and return specialist **William Likely** would do for an encore as a junior in 2015. He quickly answered, gobbling up a Big Ten record 233 punt return yards in the season-opener against Richmond, before running back his second punt return for a touchdown in as many weeks against Bowling Green. Likely has 316 punt return yards through two games, placing him seventh on the program's single-season chart. He was named to the Paul Hornung Week One Honor Roll and also Big Ten Specialist of the Week for his efforts against Richmond.

### Likely's Maryland records:

- Single-game punt return yards (233 vs. Richmond, 9/5/15) - also a Big Ten record
- Single-season interception return yards (170 - 2014)
- Single-season interceptions returned for TD (2 - 2014)
- Single-game kickoff return yards (228 vs. Michigan State, 11/15/14)
- Co-single-season yards per kick return (31.0, 2014)
- Co-longest kickoff return (100 yds vs. Stanford, 12/30/14)
- Career yards per kickoff return (28.0, 2013-pres.)

## In Maryland History...

### Kickoff Returns

Kickoff Return Yards - Career	
1. Torrey Smith, 2008-10	2893
2. Keeta Covington, 1983-86	1520
3. Larry Marshall, 1969-71	1507
4. Stefon Diggs, 2012-14	1472
<b>5. William Likely, 2013-pres.</b>	<b>1288</b>

Kickoff Return Yards - Game	
<b>1. William Likely vs. Mich. State, 2014</b>	<b>228</b>
2. Torrey Smith vs. NC State, 2009	204
3. Torrey Smith vs. Wake Forest, 2009	194
4. Torrey Smith vs. California, 2009	187
5. Allen Williams vs. Penn State, 1993	182

Kickoff Return Yard Avg. - Season	
<b>1. William Likely (So.), 2014</b>	<b>31.00</b>
John Schultz (Sr.), 1975	31.00
3. Stefon Diggs (Fr.), 2012	28.52
4. Josh Wilson (Sr.), 2006	27.30
5. Lewis Sanders (Jr.), 1999	26.78

Yards per Kickoff Return - Career	
<b>1. William Likely, 2013-pres.</b>	<b>28.00</b>
2. Tom Brown, 1960-62	26.24
3. Stefon Diggs, 2012-14	25.82
4. Tom Quander, 1981-82	25.50
5. Bob Shemonski, 1949-51	24.81

### Punt Returns

Punt Returns for TD - Career	
1. Steve Suter, 2001-04	6
<b>2. William Likely, 2013-pres.</b>	<b>4</b>
3. Bob Smith, 1972-74	3
4. Tony Logan, 2008-11	2
Jermaine Lewis, 1992-95	2
Ronnie Waller, 1951-54	2

Punt Return Yards - Single Game	
<b>1. William Likely vs. Richmond, 9/5/2015</b>	<b>233</b>
2. Bob Shemonski vs. NC State, 10/21/1950	146
3. Steve Suter vs. West Virginia, 10/5/2002	142
4. Tony Logan vs. FIU, 9/25/2010	135
5. Tony Logan vs. Morgan State, 9/11/2010	128

### Interceptions

Interception Return Yards - Season	
<b>1. William Likely (So.), 2014</b>	<b>170</b>
2. Alex Wujciak (Jr.), 2009	152
3. Joe Horning (Fr.), 1951	147
4. Frank Tamburello (So.), 1954	140
5. Cliff Crosby (Sr.), 1998	133

Interception Returns for TD - Career	
<b>1. William Likely, 2013-pres.</b>	<b>2</b>
<b>A.J. Hendy, 2011-pres.</b>	<b>2</b>
Tied with five others, including Domonique Foxworth (2001-04)	

## Preseason Honors

### Brad Craddock, K

Lou Groza Award Watch List	
Second Team All-American	Sports Illustrated
Second Team All-American	Athlon Sports
Second Team All-American	Phil Steele
Second Team All-American	Sporting News
First Team All-Big Ten	ESPN
First Team All-Big Ten	Phil Steele
First Team All-Big Ten	Athlon Sports

### Sean Davis, CB

Second Team All-Big Ten Defense	Phil Steele
---------------------------------	-------------

### William Likely, DB

Nagurski Trophy Watch List	
Bednarik Award Watch List	
Hornung Award Watch List	
Thorpe Award Watch List	
Third Team All-American Defense	Athlon Sports
First Team All-Big Ten Defense	Phil Steele
First Team All-Big Ten Defense	Athlon Sports
First Team All-Big Ten Defense	ESPN
Third Team All-Big Ten KR	Phil Steele
Third Team All-Big Ten PR	Athlon Sports
Fourth Team All-Big Ten PR	Phil Steele
Fourth Team All-Big Ten KR	Athlon Sports

### Yannick Ngakoue, LB

Butkus Award Watch List	
Second Team All-Big Ten Defense	Athlon Sports
Fourth Team All-Big Ten Defense	Phil Steele

### Andrew Zeller, OL

Fourth Team All-Big Ten Offense	Phil Steele
---------------------------------	-------------

2015 SCORING DRIVES

Maryland 2015 Scoring Drives

Opp.	Plays	Yards	TOP	Result	Qrt.	Time	Scoring Play	QB
RICH	8	38	2:54	FG	1	12:06	Craddock 34 yd FG	Hills
RICH	4	23	1:49	TD	1	6:14	L. Jacobs 23 yd rec	Hills
RICH	9	47	3:06	FG	2	12:34	Craddock 31 yd FG	Hills
RICH	12	63	6:25	FG	2	4:10	Craddock 30 yd FG	Hills
RICH	4	46	0:54	TD	2	1:00	Culmer 37 yd rec	Hills
RICH	4	64	1:41	TD	3	12:12	B. Ross 21 yd run	Hills
RICH	10	57	4:30	TD	4	12:55	Brown 1 yd run	Hills
RICH	0	0	0:00	TD	4	10:30	Likely 67 yd punt return	-
RICH	6	40	2:18	TD	4	3:04	Johnson 2 yd run	Rowe
BG	8	52	2:15	FG	1	12:45	Craddock 41 yd FG	Hills
BG	0	0	0:00	TD	1	0:00	Likely 85 yd punt return	-
BG	7	47	4:07	FG	2	7:52	Craddock 23 yd FG	Hills
BG	3	47	1:22	TD	3	10:47	D.J. Moore 42 yd rec	Hills
BG	8	75	1:57	TD	4	12:30	L. Jacobs 22 yd rec	Hills

2015 Game Honors

Game Captains

Opp.	Offense	Defense	Special Teams
RICH	R. Doyle	W. Likely	B. Craddock
BG	B. Ross	A. Nixon	J. Carter

Game Balls

Opp.	Offense	Defense	Special Teams
RICH	B. Ross	J. Carter	W. Likely

Flag Bearers

Opp.	American	Maryland
RICH	Q. Jefferson	M. Dunn
BG	R. Doyle	W. Brown

Scout Team Players of the Week

Opp.	Offense	Defense	Special Teams
RICH	Z. Morton	M. Collins	M. Smith
BG	G. Shaffer	M. Keihn	M. Barry-Pollock

DEPTH CHART

(as of September 13, 2015)

OFFENSE

<b>WR</b>	<b>1</b>	<b>D.J. Moore</b>	<b>5-11</b>	<b>205</b>	<b>Fr.-HS</b>
	84	Amba Etta-Tawo	6-1	200	Jr.-2V
<b>WR</b>	<b>8</b>	<b>Levern Jacobs</b>	<b>5-11</b>	<b>188</b>	<b>RJr.-2V</b>
	13	DeAndre Lane	5-7	175	Jr.-SQ
<b>WR</b>	<b>12</b>	<b>Taivon Jacobs</b>	<b>5-9</b>	<b>160</b>	<b>So.-SQ</b>
	83	Malcolm Culmer	5-11	185	Jr.-2V
<b>TE</b>	<b>48</b>	<b>Derrick Hayward</b>	<b>6-5</b>	<b>240</b>	<b>So.-1V</b>
	88	P.J. Gallo	6-2	250	Jr.-2V
<b>T</b>	<b>76</b>	<b>Michael Dunn</b>	<b>6-5</b>	<b>300</b>	<b>Jr.-2V</b>
	75	Derwin Gray	6-5	328	RFr.-RS
<b>G</b>	<b>63</b>	<b>Mike Minter</b>	<b>6-3</b>	<b>305</b>	<b>So.-SQ</b>
	60	Stephen Grommer	6-4	309	Sr.-SQ
<b>C</b>	<b>50</b>	<b>Evan Mulrooney</b>	<b>6-3</b>	<b>300</b>	<b>Sr.-2V</b>
	64	Brendan Moore	6-3	295	RFr.-RS
<b>G</b>	<b>66</b>	<b>Andrew Zeller</b>	<b>6-5</b>	<b>316</b>	<b>Sr.-3V</b>
	79	Maurice Shelton	6-3	304	Jr.-SQ
<b>T</b>	<b>55</b>	<b>Ryan Doyle</b>	<b>6-4</b>	<b>307</b>	<b>Sr.-2V</b>
	58	Damian Prince	6-3	328	RFr.-RS
<b>RB</b>	<b>45</b>	<b>Brandon Ross</b>	<b>5-10</b>	<b>210</b>	<b>Sr.-3V</b>
	5	Wes Brown	6-0	210	Jr.-1V
<b>FB</b>	<b>30</b>	<b>Kenneth Goins, Jr.</b>	<b>5-9</b>	<b>233</b>	<b>Jr.-2V</b>
	2 (d)	Shane Cockerille	6-2	235	So.-RS
<b>QB</b>	<b>7 (d)</b>	<b>Caleb Rowe</b>	<b>6-3</b>	<b>220</b>	<b>RJr.-2V</b>
	18	Daxx Garman	6-1	205	Sr.-TR

SPECIALISTS

<b>K</b>	<b>15</b>	<b>Brad Craddock</b>	<b>6-1</b>	<b>195</b>	<b>Sr.-3V</b>
	3 (d)	Adam Greene	5-11	185	So.-RS
<b>P</b>	<b>95 (d)</b>	<b>Nicolas Pritchard</b>	<b>5-10</b>	<b>220</b>	<b>Fr.-HS</b>
	38 (d)	Lee Shrader	6-1	215	RFr.-RS
<b>LS</b>	<b>56 (d)</b>	<b>Nate Adams</b>	<b>6-1</b>	<b>216</b>	<b>So.-1V</b>
	59 (d)	Christian Carpenter	5-11	217	Jr.-2V

DEFENSE

<b>END</b>	<b>90</b>	<b>Roman Braglio</b>	<b>6-2</b>	<b>265</b>	<b>Jr.-2V</b>
	41	Jesse Aniebonam	6-4	248	So.-1V
<b>DT</b>	<b>67</b>	<b>David Shaw</b>	<b>6-4</b>	<b>307</b>	<b>So.-1V</b>
	95 (d)	Azubuike Ukandu	6-0	306	Jr.-SQ
<b>DT</b>	<b>99</b>	<b>Quinton Jefferson</b>	<b>6-3</b>	<b>289</b>	<b>RJr.-2V</b>
	57	Kingsley Opara	6-3	305	So.-SQ
<b>END</b>	<b>7 (d)</b>	<b>Yannick Ngakoue</b>	<b>6-2</b>	<b>255</b>	<b>Jr.-2V</b>
	96	Brent Kulka	6-4	256	Fr.-RS
<b>SAM</b>	<b>43</b>	<b>Jalen Brooks</b>	<b>6-1</b>	<b>232</b>	<b>So.-1V</b>
	37	Avery Thompson	6-2	228	Sr.-3V
<b>MIKE</b>	<b>23</b>	<b>Jermaine Carter, Jr.</b>	<b>6-0</b>	<b>240</b>	<b>So.-1V</b>
	9	Tyler Burke	6-3	245	Fr.-RS
<b>WILL</b>	<b>34</b>	<b>Jefferson Ashiru</b>	<b>6-1</b>	<b>235</b>	<b>Sr.-TR</b>
	38 (d)	Brett Zanotto	5-10	220	Fr.-HS
<b>CB</b>	<b>4 (d)</b>	<b>William Likely</b>	<b>5-7</b>	<b>175</b>	<b>Jr.-2V</b>
	27	Alvin Hill	5-11	200	Sr.-2V
<b>S</b>	<b>19</b>	<b>A.J. Hendy</b>	<b>6-0</b>	<b>208</b>	<b>RSr.-3V</b>
	25	Antwaine Carter	6-1	190	So.-SQ
<b>S</b>	<b>20</b>	<b>Anthony Nixon</b>	<b>6-1</b>	<b>205</b>	<b>Sr.-3V</b>
	11 (d)	Denzel Conyers	6-3	212	Jr.-RS
<b>CB</b>	<b>21</b>	<b>Sean Davis</b>	<b>6-1</b>	<b>202</b>	<b>Sr.-3V</b>
	32	Jarrett Ross	5-9	205	Jr.-2V

<b>PR</b>	<b>4 (d)</b>	<b>William Likely</b>	<b>5-7</b>	<b>175</b>	<b>Jr.-2V</b>
	13	DeAndre lane	5-7	175	Jr.-SQ
<b>KR</b>	<b>4 (d)</b>	<b>William Likely</b>	<b>5-7</b>	<b>175</b>	<b>Jr.-2V</b>
	12	Taivon Jacobs	5-9	165	So.-SQ

CAREER START CHART

OFFENSE

Player	'12	'13	'14	'15	Streak	Career
Brown	2	-	3	0	-	5
Culmer	-	4	0	1	1	5
Doyle	0	13	10	2	2	25
Dunn	-	13	13	2	28	28
Etta-Tawo	-	6	6	2	8	14
Gallo	-	0	2	0	-	2
Goins	-	4	4	1	-	9
Hayward	-	-	2	2	3	4
Hills	7	-	0	2	2	9
Isaacs	-	1	3	0	-	4
Jacobs, L.	2	4	-	2	2	8
Jacobs, T.	-	-	1	0	-	1
Minter	-	-	0	2	2	2
Mulrooney	5	-	-	2	2	7
Ross, B.	5	12	9	2	3	28
Rowe	1	2	0	0	-	3
Zeller	3	4	13	2	19	22

DEFENSE

Player	'12	'13	'14	'15	Streak	Career
Aniebonam	-	-	0	1	1	1
Ashiru	1*	10*	8*	2	2	21
Braglio	-	1	1	1	-	3
Brooks	-	-	4	2	6	6
Carter, J.	-	-	0	2	2	2
S. Davis	2	13	13	2	28	30
Hendy	3-0	3	-	2	2	8
Hill	1	2	4	0	-	7
Jefferson	0	13	3	2	2	18
Likely	-	11	13	2	25	26
Logan	-	3	0	-	-	3
Ngakoue	-	0	11	2	3	13
Nixon	5	11	13	2	19	31
Shaw	-	-	1	2	2	3

SPECIAL TEAMS


Player	'12	'13	'14	'15	Streak	Career
Adams	-	-	5	2	2	7
Carpenter	-	3	8	0	-	11
Craddock	12	13	13	2	40	40

\*at UConn


## PROJECTED STARTERS: OFFENSE

WR  
1**D.J. MOORE • 5-11 • 205 • FR.-HS**


- Slated to make first career start vs. USF.
- Scored first career touchdown against Bowling Green.
- Has caught three passes for 65 yards. Averaging team-high 21.7 yards/catch.

WR  
8**LEVERN JACOBS • 5-11 • 188 • RJR.-2V**


- Missed 2014 season to suspension - has made 25 career appearances (eight starts).
- Caught three passes for 32 yards and a TD vs. Bowling Green (9/12/15).
- Has a touchdown in back-to-back games to open the season.

WR  
12**TAIVON JACOBS • 5-9 • 165 • SO.-SQ**


- Slated to make first career start since first game of 2014, when he suffered season-ending injury.
- Has one catch for 12 yards this season.

TE  
48**DERRICK HAYWARD • 6-5 • 240 • SO.-1V**


- Has 14 career appearances with four starts.
- Caught one pass for four yards vs. Richmond.

T  
76**MICHAEL DUNN • 6-5 • 300 • JR.-2V**


- Leads offense with 28 consecutive starts - two straight at left tackle.
- Started first 10 games of 2014 at left tackle, before moving to right tackle for final three.
- Earned a scholarship after joining the team out of high school as a preferred walk-on.

G  
63**MIKE MINTER • 6-3 • 305 • SO.-SQ**


- Has made two career starts - both at left guard.
- A 2014 Academic All-Big Ten selection.
- Earned a scholarship on August 30, 2015, after preseason camp.

C  
50**EVAN MULROONEY • 6-3 • 300 • SR.-2V**

- Has made seven career starts at center.
- Has 17 career appearances for the Terrapins.
- Vice President of Maryland's chapter for Uplifting Athletes.

G  
66**ANDREW ZELLER • 6-4 • 300 • SR.-3V**

- Started all 13 games in 2014 and has started 19 straight games at right guard.
- Has 22 career starts.
- President of Maryland's chapter for Uplifting Athletes.

T  
55**RYAN DOYLE • 6-4 • 307 • SR.-2V**


- Started 25 games for Maryland in career, including 21 at right tackle (10 in 2014).
- Father, Mike, has coached collegiately throughout the country, including at Iowa State.

RB  
45**BRANDON ROSS • 5-10 • 210 • SR.-3V**

- Has appeared in 33 games (28 starts) over career.
- His 1,745 career rushing yards rank 16th all-time in Maryland history.
- Ran for a career-high 150 yards against Richmond - sixth career 100-yd performance.


FB  
30**KENNETH GOINS • 5-9 • 233 • JR.-2V**

- Appeared in all 27 games since 2013. Strong, physical runner and blocker.
- Has made nine career starts.

QB  
7**CALEB ROWE • 6-3 • 220 • R JR.-2V**

- Has appeared in 15 games, making five starts.
- Slated to make first start since Clemson on Oct. 26, 2013, when he threw 3 TDs.
- Has thrown 12 touchdown passes in career.

## NOTABLES

WR  
83**MALCOLM CULMER • JR.**

- Caught first career TD against Richmond - a 37-yd pass.
- Has 5 catches for 64 yards on the season.

WR  
84**AMBA ETTA-TAWO • JR.**

- Leads team in catches (7) and receiving yards (70).
- Had five catches for 49 yards against Bowling Green (9/12/15).

QB  
18**DAXX GARMAN • SR.**

- Started eight games at Oklahoma State in 2014.
- Threw for 2,041 yards and 12 TDs in 2014

RB  
5**WES BROWN • JR.**

- Has a TD in seven of last 10 games.
- Has 127 yards, averaging 5.8 yards/carry.
- Has appeared in 22 games with five starts.

PROJECTED STARTERS: DEFENSE

END  
90



**ROMAN BRAGLIO • 6-2 • 265 • JR.-2V**  
 • Has 25 career appearances with three starts.  
 • Had a career-high five tackles (4 solo) vs. Bowling Green (9/12).  
 • Notched three tackles vs. Richmond.

DT  
67



**DAVID SHAW • 6-4 • 307 • SO.-1V**  
 • Has eight career appearances with two starts.  
 • Had one tackle against both Richmond and Bowling Green.

DT  
99



**QUINTON JEFFERSON • 6-3 • 289 • R JR.-2V**  
 • Has made 28 appearances with 18 starts.  
 • Leads team with 4.0 TFL for 26 yards.  
 • Has 3.0 sacks in two games - tied for sixth nationally.

END  
7



**YANNICK NGAKOUÉ • 6-2 • 255 • JR.-2V**  
 • Has made 28 appearances with 13 starts. Honorable Mention All-Big Ten in 2014.  
 • Had career-high 3.0 sacks vs. Bowling Green (9/12).  
 • Tied for sixth nationally with 3.0 sacks through two games.

SAM  
43



**JALEN BROOKS • 6-1 • 232 • SO.-1V**  
 • Has made 14 career appearances with six starts.  
 • Grabbed first career interception against Bowling Green (9/12).  
 • A 2014 Academic All-Big Ten selection.

MIKE  
23



**JERMAINE CARTER • 6-0 • 240 • SO.-1V**  
 • Has 15 career appearances with two starts.  
 • Had career-high eight tackles vs. Richmond, leading the team.  
 • Averaging 10.5 tackles/game, which ranks second in the Big Ten.

WILL  
34



**JEFFERSON ASHIRU • 6-1 • 235 • SR.-TR**  
 • Has 32 career collegiate appearances, with 21 career starts.  
 • Posted four tackles vs. Richmond.  
 • Transfer from UConn - originally recruited to UConn by Randy Edsall.

CB  
4



**WILLIAM LIKELY • 5-7 • 175 • JR.-2V**  
 • Has at least a share of seven Maryland records - two defensive, five special teams.  
 • Had two pass breakups and four tackles vs. Richmond.  
 • Averaging 2.0 pass breakups/game, ranking second in the Big Ten.

S  
19



**A.J. HENDY • 6-0 • 208 • R SR.-3V**  
 • Has 32 career appearances with eight starts.  
 • Had nine tackles vs. Bowling Green (9/12).  
 • Has returned two interceptions for TD in his career - tied for Maryland record.

S  
20



**ANTHONY NIXON • 6-1 • 205 • SR.-3V**  
 • Leads entire team with 31 career starts - has started 19 consecutive at safety.  
 • Posted nine tackles vs. Bowling Green (9/12).  
 • Finished fifth on team with 62 tackles (37 solo) in 2014.

CB  
21



**SEAN DAVIS • 6-1 • 202 • SR.-3V**  
 • Leads defense with 28 consecutive starts (30 overall) - has 40 career appearances.  
 • Active team leader with 249 tackles, including 115 in 2014.  
 • Had 14 tackles (12 solo) vs. Bowling Green (9/12).  
 • Has forced a fumble in each of first two games in 2015.

NOTABLES

DE  
41



JESSE ANIEBOM • SO.

- Made first career start vs. Bowling Green (9/12).
- Had career-high five tackles vs. BG (9/12).


CB  
27



ALVIN HILL • SR.

- Has 24 career appearances with seven starts.
- Had career-high eight tackles (7 solo) vs. Bowling Green (9/12).

SAM  
37



AVERY THOMPSON • SR.

- Has 38 career appearances, primarily on special teams.
- Forced a fumble against West Virginia on 9/15/14.

SPECIAL TEAMS

K  
15



**BRAD CRADDOCK • 6-0 • 195 • JR.-2V**  
 • 2014 Lou Groza Award winner and All-American.  
 • Holds at least a share of four Maryland place kicking records.

P  
95



**NICOLAS PRITCHARD • 5-10 • 220 • FR.-HS**  
 • Punted just once vs. Richmond for 43 yards.  
 • Averaged 42.2 yards on five punts vs. Bowling Green.

KR  
4



**WILLIAM LIKELY • 5-7 • 175 • JR.-2V**  
 • Maryland all-time leader with 28.00 yards per kickoff return.  
 • Has two returns for 63 yards in 2015.

KR  
12



**TAIVON JACOBS • 5-9 • 160 • R FR.-RS**  
 • Suffered a season-ending injury in the first game of the season in 2014.

PR  
4



**WILLIAM LIKELY • 5-7 • 175 • Jr.-2V**  
 • Has four career punt returns for TDs.  
 • Averaging 16.2 yards/return in career.  
 • Has 315 yards in 2015.

## OFFENSIVE PLAYER STATS WITH CAREER HIGHS

### RB - WES BROWN - 5 - Jr.

- Posted 53 yards on nine carries vs. Bowling Green (9/12).
- Ran for 74 yards and a touchdown vs. Richmond (9/5).
- Has a touchdown in seven of last 10 games.

#### BROWN'S CAREER STATS

##### RECEIVING

YR.	G-GS	REC	YDS	AVG	TD	LP	AVG/G
2012	8-2	5	14	2.8	0	7	1.8
2014	12-3	21	198	9.4	0	38	16.5
2015	2-0	3	25	8.3	0	24	12.3
<b>Totals</b>	<b>22-5</b>	<b>29</b>	<b>237</b>	<b>8.2</b>	<b>0</b>	<b>38</b>	<b>10.8</b>

##### RUSHING

YR.	G-GS	ATT	GAIN	LOST	NET	AVG	TD	LP	AVG/G
2012	8-2	90	399	17	382	4.2	2	22	47.8
2014	12-3	103	388	32	356	3.5	6	33	29.7
2015	2-0	22	130	3	127	5.8	1	17	63.5
<b>Totals</b>	<b>22-5</b>	<b>215</b>	<b>917</b>	<b>52</b>	<b>865</b>	<b>4.0</b>	<b>9</b>	<b>33</b>	<b>39.3</b>

#### BROWN'S CAREER HIGHS

Yards	121 (vs. NC State, 10/20/12)
Rushes	25 (vs. NC State, 10/20/12)
Rushing Touchdowns	2 (vs. Iowa, 10/18/14)
Long Rush	33 yards (vs. James Madison, 8/30/14)
Receiving Yards	50 (at Indiana, 9/27/14)
Receptions	4 (Michigan State, 11/15/14)

### WR - MALCOLM CULMER - 83 - Jr.

- Had career-high four catches for 26 yards vs. Bowling Green (9/12).
- Scored first career touchdown with 37-yd grab vs. Richmond (9/5).

#### CULMER'S CAREER STATS

##### RECEIVING

YR.	G-GS	REC	YDS	AVG	TD	LP	AVG/G
2013	12-4	5	59	11.8	0	26	4.9
2014	9-0	1	5	5.0	0	5	0.7
2015	2-1	5	63	12.6	1	37	31.5
<b>Totals</b>	<b>23-5</b>	<b>11</b>	<b>127</b>	<b>11.5</b>	<b>1</b>	<b>37</b>	<b>5.5</b>

#### CULMER'S CAREER HIGHS

Receptions	4 (vs. Bowling Green, 9/12/15)
Receiving Yards	37 (vs. Richmond, 9/5/15)
Long Reception	37 (vs. Richmond, 9/5/15)
Touchdowns	1 (vs. Richmond, 9/5/15)

### TE - AVERY EDWARDS - 82 - Fr.

- Had one grab for eight yards against Bowling Green (9/12).
- Caught two passes for 12 yards in collegiate debut vs. Richmond (9/5).
- Spent 2014 season at IMG Academy in Bradenton, Fla.

#### EDWARDS' CAREER STATS

##### RECEIVING

YR.	G-GS	REC	YDS	AVG	TD	LP	AVG/G
2015	2-0	3	20	6.7	0	8	10.0
<b>Totals</b>	<b>2-0</b>	<b>3</b>	<b>20</b>	<b>6.7</b>	<b>0</b>	<b>8</b>	<b>10.0</b>

#### EDWARDS' CAREER HIGHS

Receptions	2 (vs. Richmond, 9/5/15)
Receiving Yards	12 (vs. Richmond, 9/5/15)
Long Reception	8 (2x, last vs. Bowling Green, 9/12/15)

### WR - AMBA ETTA-TAWO - 84 - Jr.

- Has made 27 career appearances (15 starts).
- Had five catches for 49 yards vs. Bowling Green (9/12).
- Caught two passes for 21 yards vs. Richmond (9/5).
- Averaged team-high 22.2 yards/catch in 2014.

#### ETTA-TAWO'S CAREER STATS

##### RECEIVING

YR.	G-GS	REC	YDS	AVG	TD	LP	AVG/G
2013	12-6	31	500	16.1	2	44	41.7
2014	13-6	10	222	22.2	1	71	17.1
2015	2-2	7	70	10.0	0	19	35.0
<b>Totals</b>	<b>27-15</b>	<b>48</b>	<b>792</b>	<b>16.5</b>	<b>3</b>	<b>71</b>	<b>29.3</b>

#### ETTA-TAWO'S CAREER HIGHS

Receptions	6 (twice: last vs. Syracuse, 11/9/13)
Receiving Yards	109 (vs. Syracuse, 11/9/13)
Receiving Touchdowns	1 (3x: last vs. Rutgers, 11/29/14)
Long Reception	71 yards (vs. Rutgers, 11/29/14)

### QB - DAXX GARMAN - 18 - Sr.

- Transfer from Oklahoma State who started eight games in 2014.
- Totaled 2,041 pass yards and 12 touchdowns as a junior.
- Threw for four touchdowns and 370 yards in win over Texas Tech on 9/25/14.

#### GARMAN'S CAREER STATS

##### PASSING

YR.	G-GS	COM	ATT	INT	YDS	TD	LG	PCT
2014 <sup>OSU</sup>	9-8	152	277	12	2041	12	87	122.4
<b>Totals</b>	<b>9-8</b>	<b>152</b>	<b>277</b>	<b>12</b>	<b>2041</b>	<b>12</b>	<b>87</b>	<b>122.4</b>

#### GARMAN'S CAREER HIGHS

Passing Yards	370 (vs. Texas Tech, 9/25/14)
Completions	26 (vs. Iowa State, 10/4/14)
Passing Touchdowns	4 (vs. Texas Tech, 9/25/14)
Long Completion	87 yards (vs. Missouri State, 9/6/14)

**RB - KENNETH GOINS - 30 - Jr.**

- Has 28 appearances with nine career starts.

**GOINS'S CAREER STATS**

**RECEIVING**

YR.	G-GS	REC	YDS	AVG	TD	LP	AVG/G
2013	13-4	4	49	12.2	1	17	3.8
2014	13-4	7	54	7.7	1	17	4.2
2015	2-1	0	0	0.0	0	0	0.0
<b>Totals</b>	<b>28-9</b>	<b>11</b>	<b>103</b>	<b>9.4</b>	<b>2</b>	<b>17</b>	<b>3.8</b>

**RUSHING**

YR.	G-GS	ATT	GAIN	LOST	NET	AVG	TD	LP	AVG/G
2013	13-4	9	48	0	48	5.3	0	10	3.7
2014	13-4	14	67	5	62	4.4	0	16	4.8
2015	2-1	0	0	0	0	0.0	0	0	0.0
<b>Totals</b>	<b>28-9</b>	<b>23</b>	<b>115</b>	<b>5</b>	<b>110</b>	<b>4.8</b>	<b>0</b>	<b>16</b>	<b>4.1</b>

**GOINS' CAREER HIGHS RUSHING**

Yards	31 (vs. James Madison, 8/30/14)
Long Rush	16 yards (vs. James Madison, 8/30/14)
Receiving Yards	17 (vs. Old Dominion, 9/7/13)

**QB - PERRY HILLS - 11 - Jr.**

- Has appeared in 12 career games with nine starts.
- Completed 15 passes for 168 yards and two TDs against Bowling Green (9/12).
- Made first start since 2012 in win against Richmond (9/5), passing for two TD's. Also ran for a career-high 94 yards in the game.
- Started seven games as a freshman.
- 2014 All-Big Ten Academic selection.

**HILLS' CAREER STATS**

**PASSING**

YR.	G-GS	COM	ATT	INT	YDS	TD	LG	PCT
2012	7-7	97	169	7	1336	8	63	57.4
2014	3-0	5	10	0	86	1	53	50.0
2015	2-2	27	51	2	306	4	42	52.9
<b>Totals</b>	<b>12-9</b>	<b>129</b>	<b>230</b>	<b>9</b>	<b>1728</b>	<b>13</b>	<b>63</b>	<b>56.0</b>

**HILLS' CAREER HIGHS**

Passing Yards	305 (at West Virginia, 9/22/12)
Completions	20 (at West Virginia, 9/22/12)
Passing Touchdowns	3 (at West Virginia, 9/22/12)
Long Completion	63 yards (vs. Wake Forest, 10/6/12)
Rushing Yards	94 (vs. Bowling Green, 9/12/15)
Long Rush	36 (vs. Bowling Green, 9/12/15)

**TE - ANDREW ISAACS - 44 - Soph.**

- Appeared in first four games of 2014 season before suffering a season-ending injury against Syracuse.

**ISAACS' CAREER STATS**

**RECEIVING**

YR.	G-GS	REC	YDS	AVG	TD	LP	AVG/G
2013	11-1	0	0	0.0	0	0	0.0
2014	4-3	2	3	1.5	0	3	0.8
<b>Totals</b>	<b>15-4</b>	<b>2</b>	<b>3</b>	<b>1.5</b>	<b>0</b>	<b>3</b>	<b>0.8</b>

**WR - LEVERN JACOBS - 8 - R Jr.**

- Has appeared in 25 games with eight starts.
- Caught two passes for 32 yards and a TD vs. Richmond (9/5/15) - first touchdown since 12/27/13 vs. Marshall.
- Little brother is teammate and fellow wide receiver, Taivon Jacobs.

**L. JACOBS' CAREER STATS**

**RECEIVING**

YR.	G-GS	REC	YDS	AVG	TD	LP	AVG/G
2012	11-2	7	50	7.1	0	19	4.5
2013	12-4	47	640	13.6	3	71	53.3
2015	2-2	5	64	12.8	2	23	32.0
<b>Totals</b>	<b>25-8</b>	<b>59</b>	<b>754</b>	<b>12.8</b>	<b>5</b>	<b>71</b>	<b>30.2</b>

**L. JACOBS' CAREER HIGHS**

Receiving Yards	158 (vs. Clemson, 10/26/13)
Receptions	8 (vs. Clemson, 10/26/13)
Long Reception	71 (vs. Clemson, 10/26/13)
All-Purpose Yards	147 (vs. Clemson, 10/26/13)

**RB - TY JOHNSON - 6 - Fr.**

- Made collegiate debut against Richmond (9/5/15), rushing for 83 yards and a TD.
- Finished high school career with 4,851 all-purpose yards, 65 touchdowns and 17 interceptions.
- Ran for 3,363 yards (14.7 yards/carry) and 43 touchdowns in high school career.

**RUSHING**

YR.	G-GS	ATT	GAIN	LOST	NET	AVG	TD	LP	AVG/G
2015	2-0	10	84	1	83	8.3	1	23	41.5
<b>Totals</b>	<b>2-0</b>	<b>10</b>	<b>84</b>	<b>1</b>	<b>83</b>	<b>8.3</b>	<b>1</b>	<b>23</b>	<b>83.0</b>

**JOHNSON'S CAREER HIGHS**

Rushing Yards	83 (vs. Richmond, 9/5/15)
Rushes	10 (vs. Richmond, 9/5/15)
Long Rush	23 yards (vs. Richmond, 9/5/15)

**WR - D.J. MOORE - 1 - Fr.**

- Scored first career TD against Bowling Green (9/12), scoring on a 42-yard pass.
- Made collegiate debut against Richmond, catching two passes for 23 yards.
- Native of Philadelphia, Pa. - named to Pennsylvania Class AAA All-State team.
- Had 35 receptions for 1,012 yards as a senior in high school.

**MOORE'S CAREER STATS**

**RECEIVING**

YR.	G-GS	REC	YDS	AVG	TD	LP	AVG/G
2015	2-0	3	65	21.7	1	42	32.5
<b>Totals</b>	<b>2-0</b>	<b>3</b>	<b>65</b>	<b>21.7</b>	<b>1</b>	<b>42</b>	<b>32.5</b>

**MOORE'S CAREER HIGHS**

Receiving Yards	42 (vs. Bowling Green, 9/12/15)
Receptions	2 (vs. Richmond, 9/5/15)
Long Reception	42 yards (vs. Bowling Green, 9/12/15)
Touchdown Receptions	1 (vs. Bowling Green, 9/12/15)

**RB - BRANDON ROSS - 45 - Sr.**

- Has made 33 career appearances with 28 starts.
- Ranks 16th in school history with 1745 rushing yards.
- Ran for career-high 150 yards vs. Richmond (9/5/15), and scored a TD.

**ROSS'S CAREER STATS**

**RECEIVING**

YR.	G-GS	REC	YDS	AVG	TD	LP	AVG/G
2012	6-5	3	-1	-0.3	0	5	-0.2
2013	12-12	18	173	9.6	0	77	14.4
2014	13-9	14	212	15.1	2	90	21.2
2015	2-2	0	0	0.0	0	0	0.0
<b>Totals</b>	<b>33-28</b>	<b>35</b>	<b>384</b>	<b>11.0</b>	<b>2</b>	<b>90</b>	<b>11.6</b>

**RUSHING**

YR.	G-GS	ATT	GAIN	LOST	NET	AVG	TD	LP	AVG/G
2012	6-5	85	431	41	390	4.6	1	71	65.0
2013	12-12	166	865	89	776	4.7	4	36	64.7
2014	13-9	85	457	38	419	4.9	4	44	32.2
2015	2-2	26	166	6	160	6.2	1	21	80.0
<b>Totals</b>	<b>33-28</b>	<b>362</b>	<b>1819</b>	<b>174</b>	<b>1745</b>	<b>4.8</b>	<b>10</b>	<b>71</b>	<b>52.9</b>

**ROSS' CAREER HIGHS**

Rushing Yards	150 (vs. Richmond, 9/5/15)
Rushes	21 (at North Carolina, 11/24/12)
Long Rush	71 yards (at North Carolina, 11/24/12)
Rushing Touchdowns	2 (2x, last vs. Rutgers, 11/29/14)
All-Purpose Yards	150 (vs. Richmond, 9/5/15)
Receiving Yards	97 (at Syracuse, 9/20/14)
Receptions	5 (vs. West Virginia, 9/13/14)
Receiving Touchdowns	1 (twice: last at Indiana, 9/27/14)

**QB - CALEB ROWE - 7 - R Jr.**

- Has appeared in 13 games with three career starts.
- Passed for 1768 yards and 12 career touchdowns.
- Appeared in four games in 2014, before suffering a season-ending injury.

**ROWE'S CAREER STATS**

**PASSING**

YR.	G-GS	COM	ATT	INT	YDS	TD	LG	PCT
2012	2-1	25	44	3	290	2	66	56.8
2013	7-2	64	131	3	989	5	77	48.9
2014	4-0	34	54	4	489	5	60	63.0
2015	2-0	1	4	2	17	0	17	25.0
<b>Totals</b>	<b>15-3</b>	<b>124</b>	<b>233</b>	<b>12</b>	<b>1785</b>	<b>12</b>	<b>77</b>	<b>53.2</b>

**ROWE'S CAREER HIGHS**

Passing Yards	332 (vs. Virginia, 10/12/13)
Completions	23 (at Boston College, 10/27/12)
Touchdowns	3 (vs. Clemson, 10/26/13)

## DEFENSIVE PLAYER STATS WITH CAREER HIGHS

### DE - JESSE ANIEBONAM - 41 - Soph.

- Made first career start against Bowling Green (9/12), posting a career-high five tackles.
- Posted three tackles and one sack vs. Richmond (9/5).

#### ANIEBONAM'S CAREER STATS

YR.	G-GS	UT	AT	TOT	TFL-YDS	PBU	FF	FR	INT	SACKS
2014	13-0	5	9	14	1.0-3	1	0	0	0-0	0.5-3
2014	2-1	6	2	8	1.0-3	0	0	0	0-0	1.0-3
<b>Totals</b>	<b>15-1</b>	<b>11</b>	<b>11</b>	<b>22</b>	<b>2.0-6</b>	<b>1</b>	<b>0</b>	<b>0</b>	<b>0-0</b>	<b>1.5-6</b>

#### ANIEBONAM'S CAREER HIGHS

Tackles	5 (vs. Bowling Green, 9/12/15)
Solo Tackles	5 (vs. Bowling Green, 9/12/15)
TFL	1.0 (2x: last vs. Richmond, 9/5/15)
Sacks	1.0 (vs. Richmond, 9/5/15)

### LB - JEFFERSON ASHIRU - 34 - Sr.

- Transfer from UConn - originally recruited to UConn by Randy Edsall.
- Has appeared in 32 career games, making 21 starts.
- Posted four tackles in Maryland debut vs. Richmond (9/5/15).

#### ASHIRU'S CAREER STATS

YR.	G-GS	UT	AT	TOT	TFL-YDS	PBU	FF	FR	INT	SACKS
2012	9-1	6	2	8	0.0-0	0	0	0	0-0	0.0-0
2013	12-10	24	34	58	8.0-35	2	0	1	0-0	1.0-13
2014	9-8	20	27	47	3.5-10	0	0	0	1-0	0.5-0
2015	2-2	3	2	5	0.0-0	0	0	0	0-0	0.0-0
<b>Totals</b>	<b>32-21</b>	<b>53</b>	<b>65</b>	<b>118</b>	<b>11.5-45</b>	<b>2</b>	<b>0</b>	<b>1</b>	<b>1-0</b>	<b>1.5-13</b>

#### ASHIRU'S CAREER HIGHS

Tackles	11 (twice: last at East Carolina, 10/23/14)
TFL	2.0 (at UCF, 10/26/13)
Sacks	1.0 (vs. Michigan, 9/21/13)

### DL - ROMAN BRAGLIO - 90 - Jr.

- Has appeared in 25 career games with three starts, totaling 20 tackles.
- Notched career-high five tackles vs. Bowling Green (9/12).
- Posted three tackles vs. Richmond (9/5).

#### BRAGLIO'S CAREER STATS

YR.	G-GS	UT	AT	TOT	TFL-YDS	PBU	FF	FR	INT	SACKS
2013	10-1	4	2	6	3.5-18	0	0	0	0-0	2.0-12
2014	13-1	8	3	11	2.5-14	0	0	1	0-0	2.5-14
2015	2-1	5	3	8	1.0-2	0	0	0	0-0	0.0-0
<b>Totals</b>	<b>25-3</b>	<b>17</b>	<b>8</b>	<b>25</b>	<b>7.0-34</b>	<b>0</b>	<b>0</b>	<b>1</b>	<b>0-0</b>	<b>4.5-26</b>

#### BRAGLIO'S CAREER HIGHS

Tackles	5 (vs. Bowling Green, 9/12/15)
Solo Tackles	4 (vs. Bowling Green, 9/12/15)
TFL	1.0 (5x: last vs. Iowa, 10/18/14)
Sacks	1.0 (4x: last vs. Iowa, 10/18/14)

### LB - JALEN BROOKS - 43 - Soph.

- Appeared in 14 career games with six starts.
- Had a career-high nine tackles vs. Bowling Green (9/12), and nabbed first career INT.
- 2014 Academic All-Big Ten.

#### BROOKS' CAREER STATS

YR.	G-GS	UT	AT	TOT	TFL-YDS	PBU	FF	FR	INT	SACKS
2014	12-4	12	9	21	0.0-0	2	0	0	0-0	0.0-0
2015	2-2	4	6	10	0.0-0	1	0	0	1-7	0.0-0
<b>Totals</b>	<b>14-6</b>	<b>16</b>	<b>15</b>	<b>31</b>	<b>0.0-0</b>	<b>3</b>	<b>0</b>	<b>0</b>	<b>1-7</b>	<b>0.0-0</b>

#### BROOKS' CAREER HIGHS

Tackles	9 (vs. Bowling Green, 9/12/15)
Solo Tackles	5 (at Penn State, 11/1/14)
Interceptions	1 (vs. Bowling Green, 9/12/15)

### LB - JERMAINE CARTER, JR. - 23 - Soph.

- Leads team with 21 tackles.
- Ranks second in the Big Ten with 10.5 tackles/g.
- Had career-high 13 tackles (9 solo) vs. Bowling Green (9/12).
- Made first career start against Richmond (9/5), totaling eight tackles.

#### CARTER'S CAREER STATS

YR.	G-GS	UT	AT	TOT	TFL-YDS	PBU	FF	FR	INT	SACKS
2014	13-0	18	9	27	0.0-0	0	2	0	0-0	0.0-0
2015	2-2	14	7	21	1.0-3	0	0	0	0-0	0.0-0
<b>Totals</b>	<b>15-2</b>	<b>32</b>	<b>16</b>	<b>49</b>	<b>1.0-3</b>	<b>0</b>	<b>2</b>	<b>0</b>	<b>0-0</b>	<b>0.0-0</b>

#### CARTER'S CAREER HIGHS

Tackles	13 (vs. Bowling Green, 9/12/15)
Solo Tackles	9 (vs. Bowling Green, 9/12/15)
Tackles for Loss	1.0 (vs. Richmond, 9/5/15)

### DB - SEAN DAVIS - 21 - Sr.

- Active team leader with 249 career tackles.
- Leads the Big Ten and ranks 10th nationally with 7.5 tackles/g in 2015.
- Leads the nation in forced fumbles/g (1.0).
- Posted 14 tackles (12 solo) and a forced fumble vs. Bowling Green (9/12).
- Had five tackles, one sack and a forced fumble vs. Richmond (9/5).
- Notched a career-high 17 tackles against Wisconsin (10/25/14).
- 2015 Preseason All-Big Ten Second Team (Phil Steele).
- Little brother, Isaiah, is a freshman linebacker on the team.
- Moved from safety to cornerback prior to start of 2015 season.

#### S. DAVIS' CAREER STATS

YR.	G-GS	UA	A	TOT	TFL-YDS	PBU	FF	FR	INT	SACKS
2012	12-2	8	5	13	0.0-0	0	0	1	0-0	0.0-0
2013	13-13	62	40	102	1.5-7	3	0	1	2-23	0.5-3
2014	13-13	80	35	115	4.0-12	8	1	0	0-0	1.0-1
2015	2-2	15	4	19	1.0-3	0	2	0	0-0	1.0-3
<b>Totals</b>	<b>40-30</b>	<b>165</b>	<b>84</b>	<b>249</b>	<b>6.5-22</b>	<b>11</b>	<b>3</b>	<b>2</b>	<b>2-23</b>	<b>2.5-7</b>

#### S. DAVIS' CAREER HIGHS

Tackles	17 (at Wisconsin, 10/25/14)
Interceptions	1 (twice: last vs. Boston College, 11/23/13)
Pass Breakups	3 (at Penn State, 11/1/14)

**DB - A.J. HENDY - 19 - R Sr.**

- Has appeared in 32 career games, making eight starts.
- Had nine tackles (6 solo) and a pass breakup vs. Bowling Green (9/12).
- Posted five tackles against Richmond (9/5) in first game action since 2013.
- Missed 2014 season to suspension.
- Named Walter Camp Defensive Player of the Week in memorable 2013 game against West Virginia, when he returned an INT for TD and recovered two fumbles.

**HENDY'S CAREER STATS**

YR.	G-GS	UA	A	TOT	TFL-YDS	PBU	FF	FR	INT	SACKS
2011	9-3	20	10	30	1.0-1	1	0	1	1-32	0.0-0
2012	8-0	3	1	4	0.0-0	0	0	0	0-0	0.0-0
2013	13-3	20	12	32	1.0-2	2	0	2	1-28	0.0-0
2015	2-2	11	3	14	0.0-0	1	0	0	0-0	0.0-0
<b>Totals</b>	<b>32-8</b>	<b>54</b>	<b>26</b>	<b>80</b>	<b>2.0-3</b>	<b>4</b>	<b>0</b>	<b>3</b>	<b>2-60</b>	<b>0.0-0</b>

**HENDY'S CAREER HIGHS**

Tackles	13 (vs. Notre Dame, 11/12/11)
Solo Tackles	9 (vs. Notre Dame, 11/12/11)
Interceptions	1 (2x: last vs. West Virginia, 9/21/13)

**DB - ALVIN HILL - 27 - Sr.**

- Notched a career-high eight tackles (7 solo) vs. Bowling Green (9/12).
- Nabbed his first career interception against USF (9/6/14).
- Started first four games of 2014 season at cornerback before suffering a season-ending injury against Syracuse.

**HILL'S CAREER STATS**

YR.	G-GS	UA	A	TOT	TFL-YDS	PBU	FF	FR	INT	SACKS
2012	6-1	1	0	1	1.0-5	0	0	0	0-0	0.0-0
2013	12-2	14	10	24	0.0-0	2	0	0	0-0	0.0-0
2014	4-4	8	5	13	0.0-0	3	0	0	1-0	0.0-0
2015	2-0	7	1	8	0.0-0	0	0	0	0-0	0.0-0
<b>Totals</b>	<b>24-7</b>	<b>30</b>	<b>16</b>	<b>46</b>	<b>1.0-5</b>	<b>5</b>	<b>0</b>	<b>0</b>	<b>1-0</b>	<b>0.0-0</b>

**HILL'S CAREER HIGHS**

Tackles	8 (vs. Bowling Green, 9/12/15)
Solo Tackles	7 (vs. Bowling Green, 9/12/15)
Interceptions	1 (at USF, 9/6/14)

**DL - QUINTON JEFFERSON - 99 - RJr.**

- Ranks sixth in the Big Ten in TFL/g (2.0) and tied for second in sacks/g (1.5).
- Had five tackles vs. Bowling Green (9/12), including 1.5 TFL and 1.0 sack.
- Started first game since Sept. 13, 2014 against Richmond (9/5), posting 2.5 TFL and two sacks.
- Started the first three games of the 2014 season before suffering a season-ending injury.

**JEFFERSON'S CAREER STATS**

YR.	G-GS	UA	A	TOT	TFL-YDS	PBU	FF	FR	INT	SACKS
2012	10-0	6	7	13	0.5-1	0	1	2	0-0	0.0-0
2013	13-13	19	28	47	7.5-32	0	1	0	0-0	3.0-18
2014	3-3	4	4	8	1.0-10	0	0	0	0-0	1.0-10
2015	2-2	4	7	11	4.0-26	0	0	0	0-0	3.0-25
<b>Totals</b>	<b>28-18</b>	<b>33</b>	<b>46</b>	<b>79</b>	<b>13.0-69</b>	<b>0</b>	<b>2</b>	<b>2</b>	<b>0-0</b>	<b>7.0-53</b>

**JEFFERSON'S CAREER HIGHS**

Tackles	7 (vs. FIU, 8/31/13)
TFL	2.5 (vs Richmond, 9/5/15)
Sacks	2.0 (2x: last vs. Richmond, 9/5/15)

**DB - WILLIAM LIKELY - 4 - Jr.**

- Holds at least a share of seven Maryland records.
- Leads the nation in punt return TDs (2) and punt return average (31.5).
- Returned a punt for an 85-yard TD vs. Bowling Green (9/12) - second longest punt return in Maryland history.
- Set Big Ten and Maryland record with 233 punt return yards vs. Richmond (9/5). Also had two pass breakups and four tackles in the game. Named to Paul Hornung Award Honor Roll and also Big Ten Specialist of the Week for his efforts.
- First Team All-Big Ten selection in 2015 by coaches and media.
- Named preseason All-America by multiple media outlets and is on four Watch Lists.

**LIKELY'S CAREER STATS**

**DEFENSE**

YR.	G-GS	UA	A	TOT	TFL-YDS	PBU	FF	FR	INT	SACKS
2013	13-11	51	19	70	4.5-11	6	0	0	1-0	0.0-0
2014	13-13	66	17	83	4.0-26	9	1	0	6-170	1.0-15
2015	2-2	8	1	9	1.0-1	4	0	0	0-0	0.0-0
<b>Totals</b>	<b>28-26</b>	<b>125</b>	<b>37</b>	<b>162</b>	<b>9.5-38</b>	<b>19</b>	<b>1</b>	<b>0</b>	<b>7-170</b>	<b>1.0-15</b>

**RETURNS**

YR.	G-GS	KOR	YDS	AVG	TD	PR	YDS	AVG	TD
2013	13-11	28	729	26.0	0	16	205	12.8	1
2014	13-13	16	496	31.0	1	20	225	11.2	1
2015	2-2	2	63	31.5	0	10	315	31.5	2
<b>Totals</b>	<b>28-26</b>	<b>46</b>	<b>1288</b>	<b>28.0</b>	<b>1</b>	<b>46</b>	<b>745</b>	<b>16.2</b>	<b>4</b>

**LIKELY'S CAREER HIGHS DEFENSE**

Tackles	12 (vs. Rutgers, 11/29/14)
Interceptions	1 (seven times: last at Michigan, 11/22/14)
Pass Breakups	2 (3x: last vs. Bowling Green, 9/12/15)
Sacks	1.0 (vs. James Madison 8/30/14)
TFL	1.0 (7x: last at Penn State 11/1/14)

**LIKELY'S CAREER HIGHS RETURNING**

Punt Return Yards	233 (vs. Richmond, 9/5/15)
Long Punt Return	85 (vs. Bowling Green, 9/15/15)
Kickoff Return Yards	228 (vs. Michigan State, 11/15/14)
Long Kickoff Return	52 (vs. Michigan State, 11/15/14)
All-purpose Yards	296 (vs. Richmond, 9/5/15)

**LB - YANNICK NGAKOUE - 7 - Jr.**

- Team's active leader in TFL and sacks.
- Tied for second in the Big Ten with 1.5 sacks/g.
- Posted a career-high 3.0 sacks versus Bowling Green (9/12).
- 2015 Butkus Award Watch List and preseason All-Big Ten selection.
- Moved from outside linebacker to defensive end in new 4-3 scheme in 2015.
- Earned Honorable Mention All-Big Ten in 2014 by media.

**NGAKOUE'S CAREER STATS**

YR.	G-GS	UA	A	TOT	TFL-YDS	PBU	FF	FR	INT	SACKS
2013	13-0	6	4	10	4.5-12	0	1	0	1-3	2.0-8
2014	13-11	25	12	37	13.5-81	2	1	0	0-0	6.0-49
2015	2-2	5	0	5	3.0-13	0	0	0	0-0	3.0-13
<b>Totals</b>	<b>28-13</b>	<b>36</b>	<b>16</b>	<b>52</b>	<b>21.0-106</b>	<b>2</b>	<b>2</b>	<b>0</b>	<b>1-3</b>	<b>11.0-70</b>

**NGAKOUE'S CAREER HIGHS**

Tackles	7 (last vs. Iowa, 10/18/14)
TFL	3.0 (4x: last vs. Bowling Green, 9/12/15)
Sacks	3.0 (vs. Bowling Green, 9/12/15)

**DB - ANTHONY NIXON - 20 - Sr.**

- Has appeared in 38 career games (31 starts), making 175 tackles.
- Had nine tackles (6 solo) vs. Bowling Green (9/12).
- Totaled three tackles against Richmond (9/5).

**NIXON'S CAREER STATS**

YR.	G-GS	UA	A	TOT	TFL-YDS	PBU	FF	FR	INT	SACKS
2012	12-5	26	15	41	0.0-0	3	0	2	1-21	0.0-0
2013	11-11	38	22	60	3.0-8	0	0	0	0-0	1.0-5
2014	13-13	37	25	62	0.5-6	4	0	1	1-2	0.5-6
2015	2-2	8	4	12	0.0-0	0	0	0	0-0	0.0-0
<b>Totals</b>	<b>38-31</b>	<b>109</b>	<b>66</b>	<b>175</b>	<b>3.5-14</b>	<b>7</b>	<b>0</b>	<b>3</b>	<b>2-23</b>	<b>1.5-11</b>

**NIXON'S CAREER HIGHS**

Tackles	12 (vs. Virginia, 10/12/13)
Sacks	1.0 (at NC State, 11/30/13)
Interceptions	1 (2x, last vs. James Madison, 8/30/14)
Pass Breakups	2 (vs. Michigan State, 11/15/14)

**DL - DAVID SHAW - 67 - Soph.**

- Has nine career appearances with three starts.

**SHAW'S CAREER STATS**

YR.	G-GS	UA	A	TOT	TFL-YDS	PBU	FF	FR	INT	SACKS
2014	7-1	1	3	4	1.0-3	0	0	0	0-0	1.0-3
2015	2-2	1	1	2	0.0-0	0	0	0	0-0	0.0-0
<b>Totals</b>	<b>9-3</b>	<b>2</b>	<b>5</b>	<b>6</b>	<b>1.0-3</b>	<b>0</b>	<b>0</b>	<b>0</b>	<b>0-0</b>	<b>1.0-3</b>

**SHAW'S CAREER HIGHS**

Tackles	2 (at Indiana, 9/27/14)
Sacks	1.0 (Michigan State, 11/25/14)

**SPECIAL TEAMS**

**K - BRAD CRADDOCK - 15 - Sr.**

- Leads the Big Ten and ranks second in the country with 2.5 FG's made/g in 2015.
- Hit a pair of field goals against Bowling Green (9/12).
- Connected on three field goals vs. Richmond (9/5), posting a career-high 14 points.
- 2014 Lou Groza Award winner - best place kicker in the nation.
- Holds at least a share of four Maryland place kicking records, including longest field goal (57 yards vs. Ohio State, 2014) and consecutive field goals made (24, 2013-14).
- 2014 All-American and First Team All-Big Ten selection.
- A 2015 Lou Groza Watch List member and preseason All-American.
- Set a school record with a 57-yard field goal against Ohio State (10/4/14).
- Booted a game winning 43-yard field goal with 51 second left to defeat Penn State (11/1.14).

**CRADDOCK'S CAREER STATS**

YR.	G-GS	FGM-FGA	20-29	30-39	40-49	50+	LG	PATS	PTS
2012	12-12	10-16	3-5	3-5	3-5	1-1	52	23-25	53
2013	13-13	21-25	7-7	7-8	4-5	1-3	50	37-38	100
2014	13-13	18-19	3-3	4-4	9-9	2-3	57	44-44	98
2015	2-2	5-6	1-2	3-3	1-1	0-0	34	8-9	23
<b>Totals</b>	<b>40-40</b>	<b>54-66</b>	<b>14-17</b>	<b>17-20</b>	<b>17-20</b>	<b>4-7</b>	<b>57</b>	<b>104-108</b>	<b>263</b>

**CRADDOCK'S CAREER HIGHS**

Field Goals	3 (7x: last vs. Richmond, 9/5/15)
Long Field Goal	57 (vs. Ohio State, 10/4/14)
Points Scored	14 (vs. Richmond, 9/5/15)
PATs	7 (vs. James Madison, 8/30/14)

**P - NICOLAS PRITCHARD - 18 - Fr.**

- True Freshman

**PRITCHARD'S CAREER STATS**

YR.	G-GS	Punts	YDS	AVG	TB	FC	+50	I20	BLK	LP
2015	2-2	6	254	42.3	0	3	0	1	0	47
<b>Totals</b>	<b>2-2</b>	<b>6</b>	<b>254</b>	<b>42.3</b>	<b>0</b>	<b>3</b>	<b>0</b>	<b>1</b>	<b>0</b>	<b>47</b>

**RENFRO'S CAREER HIGHS**

Most Punts	5 (vs. Bowling Green, 9/12/15)
Punting Average	43.0 yards on one punt (vs. Richmond, 9/5/15)
Longest Punt	47 yards (vs. Bowling Green, 9/12/15)

NUMERICAL ROSTER

No.	Name	Pos.	Ht.	Wt.	Cl.	Exp.	Hometown (High School/Last School)
1	D.J. Moore	WR	5-11	205	Fr.	HS	Philadelphia, Pa. (Imhotep Charter School)
2 (d)	Shane Cockerille	FB	6-2	235	So.	RS	Baltimore, Md. (Gilman School)
2 (d)	Milan Collins	DB	6-1	200	So.	RS	LaPlata, Md. (Bishop McNamara HS)
3 (d)	Milan Barry-Pollock	DB	5-10	203	Jr.	SQ	Baltimore, Md. (Eastern Technical HS)
3 (d)	Adam Greene	PK	5-11	185	So.	RS	Arnold, Md. (Broadneck HS)
4	William Likely	DB	5-7	175	Jr.	2V	Belle Glade, Fla. (Glades Central HS)
5	Wes Brown	RB	6-0	210	Jr.	1V	Baltimore, Md. (Good Counsel HS)
6 (d)	Ty Johnson	RB	5-10	184	Fr.	HS	Cumberland, Md. (Fort Hill HS)
6 (d)	Zac Morton	RB	5-10	175	Fr.	RS	Bethesda, Md. (Whitman HS)
7 (d)	Yannick Ngakoue	DL	6-2	255	Jr.	2V	Bowie, Md. (Friendship Collegiate)
7 (d)	Caleb Rowe	QB	6-3	220	Sr.	2V	Landrum, S.C. (Blue Ridge HS)
8	Levern Jacobs	WR	5-11	188	RJr.	2V	Temple Hills, Md. (Suitland HS/Milford Academy)
9	Tyler Burke	LB	6-3	245	Fr.	RS	Coatesville, Pa. (Coatesville HS)
10	Will Ulmer	WR	6-0	185	Fr.	RS	Laurel, Md. (St. John's College HS)
11 (d)	Denzel Conyers	DB	6-3	212	Jr.	RS	St. Petersburg, Fla. (Boca Ciega HS/Butte College)
11 (d)	Perry Hills	QB	6-2	210	Jr.	1V	Pittsburgh, Pa. (Central Catholic HS)
12	Taivon Jacobs	WR	5-9	165	So.	SQ	Camp Spring, Md. (Suitland HS)
13	DeAndre Lane	WR	5-7	175	Jr.	SQ	Catonsville, Md. (Catonsville Senior HS)
14	Gage Shaffer	QB	6-7	212	Fr.	HS	Short Gap, W. Va. (Frankfort HS)
15	Brad Craddock	PK/P	6-1	195	Sr.	3V	Adelaide, Australia (Tabor Christian College)
16	Nicholas Rubinowicz	P	6-1	216	Fr.	HS	Wellington, Fla. (American Heritage School)
17	Josh Woods	DB	6-1	202	So.	1V	Baltimore, Md. (McDonogh School)
18	Daxx Garman	QB	6-1	205	Sr.	TR	Southlake, Texas (Carroll HS/Oklahoma State)
19	A.J. Hendy	DB	6-0	208	RSr.	3V	Bowie, Md. (Bowie HS)
20	Anthony Nixon	DB	6-1	205	Sr.	3V	Pittsburgh, Pa. (Central Catholic HS)
21	Sean Davis	DB	6-1	202	Sr.	3V	Washington, D.C. (Maret School)
22	Isaiah Davis	LB	6-1	225	Fr.	HS	Temple Hills, Md. (St. Stephen's & St. Agnes)
23	Jermaine Carter, Jr.	LB	6-0	240	So.	1V	Fort Washington, Md. (Friendship Collegiate)
24 (d)	Daniel Ezeagwu	DB	6-0	207	So.	SQ	Stafford, Va. (Colonial Forge HS)
24 (d)	J.T. Ventura	DB	6-1	205	So.	SQ	Hollidaysburg, Pa. (Hollidaysburg Area HS)
25	Antwaine Carter	DB	6-1	190	So.	SQ	Waldorf, Md. (Westlake HS)
26	Darnell Savage, Jr.	DB	5-10	192	Fr.	HS	Newark, Del. (Caravel Academy)
27	Alvin Hill	DB	6-0	200	Sr.	2V	Locaust Grove, Ga. (Luella HS)
29	Joe Riddle	RB	6-1	210	Jr.	2V	Frederick, Md. (Linganore HS)
30	Kenneth Goins, Jr.	RB	5-9	233	Jr.	2V	Baltimore, Md. (Gilman School)
31	Nnamdi Egbuaba	LB	6-0	224	Fr.	RS	Baltimore, Md. (St. Frances Academy)
32	Jarrett Ross	DB	5-9	198	Jr.	2V	Newark, Del. (Charter School of Wilmington)
33	Andrew Stefanelli	RB	5-9	244	Jr.	SQ	Rockville, Md. (Good Counsel HS/Temple)
34	Jefferson Ashiru	LB	6-1	235	Sr.	TR	Powder Spring, Ga. (McEachern HS/UConn)
35	Marcus Smith	RB	5-9	200	RSo.	WO	West Friendship, Md. (Marriotts Ridge HS)
36	Elvis Dannah	DB	6-2	212	So.	SQ	Lanham, Md. (Annapolis Area Christian School)
37	Avery Thompson	LB	6-2	228	Sr.	3V	Chesapeake, Va. (Grassfield HS)
38 (d)	Lee Shrader	P	6-1	215	Fr.	RS	Newport News, Va. (Warwick HS)
38 (d)	Brett Zantotto	LB	5-10	220	Fr.	HS	Murrysville, Pa. (Franklin Regional HS)
39	Cavon Walker	DL	6-2	260	Jr.	1V	Washington, D.C. (Friendship Collegiate)
40	Dexter Foreman	QB	6-1	220	Sr.	TR	Manvel, Texas (Manvel HS/Minnesota)
41	Jesse Aniebonam	DL	6-3	260	So.	1V	Silver Spring, Md. (Good Counsel HS)
42 (d)	Brock Dean	LB	6-0	225	Jr.	SQ	Harrisburg, Pa. (Bishop McDevitt HS)
42 (d)	Tehuti Miles	RB	5-10	210	Jr.	SQ	Hammonton, N.J. (Hammonton HS)
43	Jalen Brooks	LB	6-1	232	So.	1V	Suwanee, Ga. (Gwinnett HS)
44	Andrew Isaacs	TE	6-2	240	Jr.	2V	Manchester, Conn. (Manchester HS)
45	Brandon Ross	RB	5-10	210	Sr.	3V	Newark, Del. (Charter School of Wilmington)
46	Abner Logan	LB	6-1	242	Jr.	2V	Cambridge, Mass. (Dexter School)
47	Melvin Keihn	DL	6-1	211	So.	TR	Towson, Md. (Gilman/Virginia Tech)
48	Derrick Hayward	TE	6-5	240	So.	1V	Salisbury, Md. (Wicomico HS)
49 (d)	Ruben Franco	DL	6-5	249	Jr.	SQ	Montgomery, Texas (Montgomery HS)
49 (d)	Gus Little	LB	6-2	235	Fr.	HS	Fredericksburg, Md. (Massaponax HS)
50	Evan Mulrooney	OL	6-3	300	Sr.	2V	Wilmington, Del. (Salesianum HS)
51	Matt Oliveira	LS	6-1	212	Fr.	HS	Watchung, N.J. (Saint Peter's Prep)
52	Malik Jones	DL	6-4	275	So.	SQ	Baltimore, Md. (Paul L. Dunbar HS)
53	Quarvez Boulware	OL	6-2	304	Fr.	HS	Washington, D.C. (Friendship Collegiate Acad.)
54	JaJuan Dulaney	OL	6-2	302	So.	SQ	Powder Springs, Ga. (McEachern HS)
55	Ryan Doyle	OL	6-4	307	Sr.	2V	Wake Forest, N.C. (Wake Forest-Rolesville HS)

ALPHABETICAL ROSTER

No.	Name	Pos.
56 (d)	Adams, Nate	LS
41	Aniebonam, Jesse	DL
34	Ashiru, Jefferson	LB
3	Barry-Pollock, Milan	DB
53	Boulware, Quarvez	OL
90	Braglio, Roman	DL
43	Brooks, Jalen	LB
5	Brown, Wes	RB
9	Burke, Tyler	LB
92	Burkett, Chandler	LB
59 (d)	Carpenter, Christian	LS
25	Carter, Antwaine	DB
23	Carter, Jr., Jermaine	LB
70	Christie, Sean	OL
2 (d)	Cockerille, Shane	FB
2 (d)	Collins, Milan	DB
11 (d)	Conyers, Denzel	DB
87	Cornwell, Michael	WR
15	Craddock, Brad	PK/P
83	Culmer, Malcolm	WR
85	Davenport, Jahrvs	WR
22	Davis, Isaiah	LB
21	Davis, Sean	DB
42 (d)	Dean, Brock	LB
36	Dannah, Elvis	DB
71	Donahue, EJ	OL
55	Doyle, Ryan	OL
54	Dulaney, JaJuan	OL
76	Dunn, Michael	OL
82	Edwards, Avery	TE
31	Egbuaba, Nnamdi	LB
84	Etta-Tawo, Amba	WR
24 (d)	Ezeagwu, Daniel	DB
40	Foreman, Dexter	QB
49 (d)	Franco, Ruben	DL
88	Gallo, P.J.	TE
18	Garman, Daxx	QB
56 (d)	Gillespie, Matt	LB
30	Goins, Jr., Kenneth	RB
86	Gray, Andrew	TE
75	Gray, Derwin	OL
3 (d)	Greene, Adam	PK
60	Grommer, Stephen	OL
48	Hayward, Derrick	TE
19	Hendy, A.J.	DB
27	Hill, Alvin	DB
11 (d)	Hills, Perry	QB
59 (d)	Howard, Keiron	DL
44	Isaacs, Andrew	TE
8	Jacobs, Levern	WR
12	Jacobs, Taivon	WR
99	Jefferson, Quinton	DL
6 (d)	Johnson, Ty	RB
52	Jones, Malik	DL
47	Keihn, Melvin	DL
96	Kulka, Brett	DL
13	Lane, DeAndre	WR
4	Likely, William	DB
49 (d)	Little, Gus	LB
46	Logan, Abner	LB
69	Marchese, Joe	OL
77	McClain, Will	OL
68	McKennie, Ellis	OL

# 2015 MARYLAND FOOTBALL

No.	Name	Pos.	No.	Name	Pos.	Ht.	Wt.	Cl.	Exp.	Hometown (High School/Last School)
91	McLean, Adam	DL	56 (d)	Nate Adams	LS	6-0	220	So.	1V	Phoenix, Ariz. (Greenway HS)
42 (d)	Miles, Tehuti	RB	56 (d)	Matt Gillespie	LB	6-1	241	Fr.	RS	Towson, Md. (Loyola Blakefield HS)
63	Minter, Mike	OL	57	Kingsley Opara	DL	6-3	305	So.	SQ	Jacksonville, Fla. (Mandarin HS)
64	Moore, Brendan	OL	58	Damian Prince	OL	6-3	328	Fr.	RS	Washington, D.C. (Bishop McNamara HS)
1	Moore, D.J.	WR	59 (d)	Christian Carpenter	LS	5-11	217	Jr.	2V	Brentwood, Tenn. (Brentwood Academy)
6 (d)	Morton, Zac	RB	59 (d)	Keiron Howard	DL	6-3	289	Fr.	HS	Fort Washington, Md. (Potomac HS)
50	Mulrooney, Evan	OL	60	Stephen Grommer	OL	6-4	309	Sr.	SQ	Spartanburg, S.C. (Spartanburg HS)
7 (d)	Ngakoue, Yannick	DL	61	Mbi Tanyi	LB	6-1	280	Fr.	HS	Hosuton, Texas (George Bush HS)
20	Nixon, Anthony	DB	63	Mike Minter	OL	6-3	305	So.	SQ	Severna Park, Md. (Severna Park HS)
51	Oliveira, Matt	LS	64	Brendan Moore	OL	6-3	295	Fr.	RS	Austin, Texas (Westwood HS)
57	Opara, Kingsley	DL	65	Mason Zimmerman	OL	6-5	310	Fr.	HS	Whitehouse, Ohio (Anthony Wayne HS)
58	Prince, Damian	OL	66	Andrew Zeller	OL	6-5	316	Sr.	3V	Red Lion, Pa. (Red Lion Senior HS)
95	Pritchard, Nicolas	P/PK	67	David Shaw	DL	6-4	307	So.	1V	Spring Grove, Pa. (Spring Grove HS)
29 (d)	Riddle, Joe	RB	68	Ellis McKennie	OL	6-3	315	Fr.	HS	McSherrytown, Pa. (McDonogh School)
89	Roca, Eric	TE	69	Joe Marchese	OL/LS	6-3	281	So.	SQ	Vernon Hills, Ill. (Adlai E. Stevenson HS)
45	Ross, Brandon	RB	70	Sean Christie	OL	6-4	310	Fr.	RS	Medford, N.Y. (Patchogue-Medford HS)
32	Ross, Jarrett	DB	71	EJ Donahue	OL	6-3	320	Fr.	HS	Monrovia, Md. (Linganore HS)
7 (d)	Rowe, Caleb	QB	74	Tyler Smith	OL	6-2	310	Fr.	HS	Clarksville, Md. (River Hill HS)
16	Rubinowicz, Nicholas	P	75	Derwin Gray	OL	6-5	328	Fr.	RS	Wash., D.C. (Friendship Collegiate/Fork Union)
93	Saine, Oseh	DL	76	Michael Dunn	OL	6-5	312	Jr.	2V	Bethesda, Md. (Whitman HS)
26	Savage, Darnell	DB	77	Will McClain	OL	6-5	305	Fr.	HS	Middletown, Md. (Middletown HS)
14	Shaffer, Gage	QB	78	Ty Tucker	DL	6-2	285	Jr.	SQ	Walkersville, Md. (Walkersville HS)
67	Shaw, David	DL	79	Maurice Shelton	OL	6-3	304	Jr.	SQ	Greenbelt, Md. (Eleanor Roosevelt HS)
79	Shelton, Maurice	OL	82	Avery Edwards	TE	6-4	234	Fr.	HS	Raleigh, N.C. (Ravenscroft HS)
38 (d)	Shrader, Lee	P	83	Malcolm Culmer	WR	5-11	185	Jr.	2V	Willingboro, N.J. (Willingboro HS)
35	Smith, Marcus	RB	84	Amba Etta-Tawo	WR	6-1	200	Jr.	2V	Powder Springs, Ga. (McEachern HS)
74	Smith, Tyler	OL	85	Jahrvis Davenport	WR	5-9	193	Fr.	HS	Tampa, Fla. (Robinson HS)
33	Stefanelli, Andrew	RB	86	Andrew Gray	TE	6-2	230	Fr.	RS	Chardon, Ohio (Chardon HS)
97	Sutton, Daniel	P/PK	87	Michael Cornwell	WR	6-2	215	Fr.	HS	Owings Mills, Md. (McDonogh School)
61	Tanyi, Mbi	LB	88	P.J. Gallo	TE	6-2	250	Jr.	2V	Holland, Pa. (Council Rock HS South)
37	Thompson, Avery	LB	89	Eric Roca	TE	6-3	230	So.	SQ	San Juan, Puerto Rico (St. John's School)
78	Tucker, Ty	DL	90	Roman Braglio	DL	6-2	262	Jr.	2V	Owings Mills, Md. (McDonogh HS)
95	Ukandu, Azubuike	DL	91	Adam McLean	DL	6-1	315	Fr.	HS	Gaithersburg, Md. (Quince Orchard HS)
10	Ulmer, Will	QB	92	Chandler Burkett	LB	6-3	240	So.	SQ	Panama City, Fla. (Bozeman HS)
24 (d)	Ventura, J.T.	DB	93	Oseh Saine	DL	6-2	286	Fr.	HS	Worcester, Mass. (Lincoln HS/Worcester Acad.)
39	Walker, Cavon	DL	95 (d)	Nicolas Pritchard	P/PK	5-10	220	Fr.	HS	New Egypt, N.J. (New Egypt HS)
17	Woods, Josh	DB	95 (d)	Azubuike Ukandu	DL	6-0	307	Jr.	SQ	Towson, Md. (Towson HS)
38 (d)	Zanotto, Brett	LB	96	Brett Kulka	DL	6-4	254	Fr.	RS	Edinboro, Pa. (General McLane HS)
66	Zeller, Andrew	OL	97	Daniel Sutton	P/PK	6-0	165	So.	TR	New Hope, Pa. (New Hope Solebury HS/Towson)
65	Zimmerman, Mason	OL	99	Quinton Jefferson	DL	6-3	289	RJr.	2V	Pittsburgh, Pa. (Woodland Hills HS)

**Key:** (d) indicates duplicate number; RS indicates redshirted in 2013; SQ indicates has been eligible to play at least one season, but has not earned a letter; HS indicates high school; TR indicates transfer

## Pronunciation Guide

Player	Pronunciation	Player	Pronunciation	Coach	Pronunciation
Jesse Aniebonam	ANNA-bone-um	Levern Jacobs	LEE-vern	Greg Studrawa	STU-draw-uh
Jefferson Ashiru	Ah-shur-rew	Melvin Keihn	like "cane"		
Quarvez Boulware	KWAH-vez	Yannick Ngakoue	IN-gah-kway		
Antwaine Carter	Antoine	Kingsley Opara	O-par-ah		
Brad Craddock	Crad-DOCK	Nicholas Rubinowicz	Rew-bin-oh-witz		
Jahrvis Davenport	JAR-vis	Oseh Saine	OH-say SANE		
Nnamdi Egbuaba	e-GUA-ba	Mbi Tanyi	EM-bee TIE-yan		
Amba Etta-Tawo	AUM-buh eh-TA TAH-wo	Azubuike Ukandu	az-ah-BOO-key Ew-CAN-do		
Daniel Ezeagwu	EZZ-a-gow-wu	Cavon Walker	SAY-von		
Stephen Grommer	STEPH-in GROW-mer				
Keiron Howard	KEY-ron				



# RANDY EDSALL

**Head Coach**  
Syracuse '80 • Fifth Year at Maryland

Randy Edsall enters his fifth season as head football coach at the University of Maryland, leading a program that has earned back-to-back postseason bowl berths and continues to make great strides both on and off the field.

Edsall was named the 34th coach in Maryland football history in January 2011. Since taking over, Edsall and his staff have placed a strong emphasis on recruiting the local Maryland/Washington, D.C. market, which is heavily recruited by schools across the nation and is considered a football hotbed. The result of this focus was the signing of 81 athletes, 42 from the area, since 2012. Edsall and his staff have recruited classes ranked in the top 35 nationally by Rivals.com in two of

"Randy Edsall is an excellent football coach. He teaches and believes in the physical nature of the game. He is a great recruiter and his success at Connecticut earned his program compliments and recognition from college football's finest coaches. Randy is a very positive thinking person, and perhaps his greatest attribute is his persistence. He will persevere and he will win at Maryland and he will do it the right way!"  
- Tom Coughlin, NY Giants head coach

the last four years, including the 31st overall in 2013.

In addition, under Edsall's direction the football program's Athletic Progress Rate (APR) has reached all-time highs. The football team's APR, which measures eligibility and retention, increased its multi-year score from 922 (2009-2010) to 950 (2012-2013) and recently to an all-time best of 973 (2013-2014). In addition, its single-year score increased from 905 to 977 and to its most recent single-year score of 991. The multi-year score of 973 and single-year score of 991 are program bests since the APR's inception in 2003. In addition, 21 student-athletes claimed a spot on the All-Big Ten Academic Team.

On the field, Edsall led Maryland into a new era in 2014, with its first season in the Big Ten. Maryland finished the regular season with an impressive 5-1 record away from College Park, leading the Big Ten in road wins. The five road victories were the most for a Terrapin team since 1984. Maryland posted its first-ever road victory at Penn State and its first-ever win against Michigan to punctuate its first season in the conference, which concluded with an appearance in the Foster Farms Bowl. Maryland finished the season 7-6 securing its first back-to-back winning seasons since 2002-03.

In 2014, eight Maryland players earned all-conference honors, the most ever under Edsall, and Brad Craddock earned Maryland's first individual national honor since 2002 by winning the 23rd Lou Groza Award for the nation's top kicker. In addition, 21 student-athletes claimed a spot on the All-Big Ten Academic Team.

The Maryland program continued its ascent in 2013 totaling seven victories and earning its first bowl appearance since 2010 (2013 Military Bowl). Offensively, the Terps passed for over 3,000 yards for only the fourth time in program history and the first time since 1994. Additionally, Maryland totaled over 500 yards of offense in its first three games, the first time that has happened since 1983.

On the defensive side of the ball, the Terps attacked opposing offenses and tied for third in the ACC in sacks (37) and averaged 2.85 sacks per game, tied for the 18th most in the nation. The unit also excelled on third down holding opponents to a 34.2 conversion rate, which was the 21st-best mark nationally.

Prior to coming to College Park, Edsall, a native of nearby Glen Rock, Pa, spent 12 seasons coaching the University of Connecticut Huskies where he took the program from FCS (formerly I-AA) to five bowl games, including a BCS bowl. The 2010 Big East Coach of the Year led the Huskies to a 33-19 record over his last four seasons there, including two bowl victories with his leadership resulting in UConn being the first program ever to go from FBS newcomer to BCS bowl participant in just seven seasons.

Edsall departed UConn as the school's all-time leader in career wins (74) and most games coached (144). He was a two-time recipient of the prestigious Bowl Championship Division Head Coach of the Year in New England by the Gridiron Club of Greater Boston (2007, 2010).

During his tenure at UConn, the Huskies finished in the top-20 nationally for total offense twice (2003, 2004) and total defense three times (2002, 2005, 2008). Under Edsall's guidance Connecticut defeated teams from the ACC, Big Ten, Big East, Big 12, C onference USA and the SEC.

In 2007, as Edsall continued to grow the program to prominence, the Huskies earned their first-ever national rankings peaking at No. 13 in the BCS standings in November. That year, they became just the second Big East team ever to go 7-0 at home and defeat three teams at home that were ranked in the top-10 during the season.

Off the field, just as he is doing at Maryland, Edsall's teams were strong in the classroom as well. In 2007, 2008 and 2009, UConn was recognized by the American Football Coaches Association for its high graduation rate. In 2003, UConn was the only public Division I-A school to graduate at least 90 percent of its football players and in 2005, it was one of only eight schools to both graduate 70 percent and win a bowl game.

When Edsall was named the head coach at Connecticut on December 21, 1998 he brought 19 years of coaching experience with him. He earned the job at Connecticut after a year as the defensive coordinator at Georgia Tech where the 14th-ranked Yellow Jackets went 9-2.

Prior to his season at Georgia Tech, Edsall spent three seasons under two-time Super Bowl Champion coach Tom Coughlin as the secondary coach for the NFL's Jacksonville Jaguars. During his time in Jacksonville, the expansion Jaguars reached the playoffs twice, including a berth in the 1996 AFC Championship Game.

Edsall began his coaching career in 1980 at his alma mater, Syracuse University. The former quarterback at Syracuse started as a graduate assistant (1980-82) before joining the staff in 1983 overseeing the running backs under head coach Dick MacPherson. Edsall oversaw the running backs for three years (1983-84 and 1986) and oversaw the tight ends in 1985 before making the switch to defense.

He coached the Syracuse defensive backs from 1987-90 and during that time the Orangemen were ranked among the Division I-A leaders in pass defense. After the 1990 season, Tom Coughlin, then coach of Boston College, hired Edsall to coach the defensive backs at BC.

## The Edsall File

Full Name	Randy Douglas Edsall
Date of Birth	August 27, 1958
Hometown	Glen Rock, Pa.
Alma Mater	Syracuse, '80
Family	Wife, Eileen; Daughter, Alexi; Son, Corey
Playing Experience	Quarterback at Syracuse
Years in Coaching (College)	35 (31)

## Coaching Experience

**Maryland**  
2011- Head Coach

**Connecticut**  
1999-2010 Head Coach

**Georgia Tech**  
1998 Assistant Coach - Defensive Coordinator/Defensive Backs

**Jacksonville Jaguars (NFL)**  
1994-97 Assistant Coach - Defensive Backs

**Boston College**  
1991-93 Assistant Coach - Defensive Backs

**Syracuse**  
1989-90 Assistant Coach - Recruiting Coordinator/Defensive Backs  
1987-88 Assistant Coach - Defensive Backs  
1986 Assistant Coach - Running Backs  
1985 Assistant Coach - Tight Ends  
1983-84 Assistant Coach - Running Backs  
1980-82 Graduate Assistant

Edsall was a three-year letter winner in football, basketball and baseball at Susquehannock High School (Pa.) and was an all-state selection in all three sports as a senior, which led to induction into the York Area Sports Hall of Fame.

At Syracuse, he earned a bachelor's degree in physical education in 1980 and a master's degree in health and physical education in 1982.

Edsall and his wife, Eileen met at Syracuse University where she was a basketball and volleyball standout who was later inducted into the Syracuse University Hall of Fame. They have a daughter, Alexi and a son, Corey.

MARYLAND COACHING STAFF

OFFENSE



**MIKE LOCKSLEY** (Booth)  
 Offensive Coordinator/Quarterbacks  
 5th Year (10th overall) at Maryland (Towson, 1992)

- Offense averaged 28.5 points for first time in four seasons in 2014.
- Former quarterback C.J. Brown was responsible for 58 TDs in career - most in Maryland history.
- Named a top-25 recruiter by Rivals.com five times.



**JOHN DUNN** (Booth)  
 Tight Ends/Recruiting Coordinators  
 Fifth Year at Maryland (North Carolina, 05)

- Helped bring in a top-35 recruiting class in two of the last four years.
- Played quarterback and tight end at UNC.
- Served as a grad assistant at LSU prior to time at Maryland.



**GREG STUDRAWA** (Field)  
 Offensive Line  
 Second Year at Maryland (Bowling Green State, 1987)

- 26 years of collegiate coaching experience.
- Coached seven seasons at LSU including two as offensive coordinator before coming to UMD.
- Helped LSU to a national title and five SEC titles.
- Coached eight All-SEC performers and two All-Americans.



**KEENAN MCCARDELL** (Field)  
 Wide Receivers  
 Second Year at Maryland (UNLV, 1991)

- Spent 19 seasons in the NFL, 17 as a player.
- Two-time Pro Bowl selection and Super Bowl Champion.
- Coached the WRs for the Washington Redskins in 2010 and 2011.



**TERRY RICHARDSON** (Field)  
 Running Backs  
 First Year at Maryland (Syracuse, 1994)

- Spent four season in NFL as running back with Cincinnati, Philadelphia, Kansas City and Philadelphia.
- Coached RBs for Jacksonville Jaguars from 2013-14.
- RB coach under Randy Edsall at UConn from 1999-2010.

DEFENSE



**KEITH DUDZINSKI** (Field)  
 Defensive Coordinator/Inside Linebackers  
 Fifth Year at Maryland (New Haven, 1991)

- Named defensive coord. prior to 2015 season.
- Has coached five All-Americans in his career.
- Helped UMass reached the FCS title game in 2006.
- Led Minutemen defense that led the nation in scoring defense in 2005.



**LYNDON JOHNSON** (Booth)  
 Assistant Head Coach/Outside Linebackers  
 Fifth Year at Maryland (Connecticut, 1992)

- Is in his 15th season with head coach Randy Edsall.
- Helped Yannick Ngakoue earn All-Big Ten in 2014.
- Named assistant head coach prior to the 2014 season.



**CHAD WILT** (Field)  
 Defensive Line  
 Second Year at Maryland (Taylor, 1991)

- Coached Darius Kilgo in 2014 - 6th rd pick by Denver Broncos.
- Spent 2011-13 at Ball State as DL coach.
- Coached five All-Americans at Liberty from 2006-08.



**DARRELL PERKINS** (Booth)  
 Defensive Backs  
 First Year at Maryland (Wyoming, 1990)

- In 2014, spent season as cornerbacks coach at Old Dominion University.
- Coached at UConn from 2010-13 as defensive backs coach - under Randy Edsall in 2010.

# THE BIG TEN CONFERENCE 2015 STANDINGS

EAST DIVISION	BIG TEN						OVERALL						Nu	Div.	Streak
	W	L	For	Opp	Hm	Rd	W	L	For	Opp	Hm	Rd			
Indiana	0	0	0	0	0-0	0-0	2	0	84	69	2-0	0-0	0-0	0-0	Won 2
Ohio State	0	0	0	0	0-0	0-0	2	0	80	24	1-0	1-0	0-0	0-0	Won 2
Michigan State	0	0	0	0	0-0	0-0	2	0	68	52	1-0	1-0	0-0	0-0	Won 2
Rutgers	0	0	0	0	0-0	0-0	1	1	97	50	1-1	0-0	0-0	0-0	Lost 1
<b>Maryland</b>	0	0	0	0	0-0	0-0	1	1	77	69	1-1	0-0	0-0	0-0	Lost 1
Michigan	0	0	0	0	0-0	0-0	1	1	52	31	1-0	0-1	0-0	0-0	Won 1
Penn State	0	0	0	0	0-0	0-0	1	1	37	41	1-0	0-1	0-0	0-0	Won 1

WEST DIVISION	W	L	For	Opp	Hm	Rd	W	L	For	Opp	Hm	Rd	Nu	Div.	Streak
Illinois	0	0	0	0	0-0	0-0	2	0	96	3	2-0	0-0	0-0	0-0	Won 2
Iowa	0	0	0	0	0-0	0-0	2	0	62	31	1-0	1-0	0-0	0-0	Won 2
Northwestern	0	0	0	0	0-0	0-0	2	0	57	6	2-0	0-0	0-0	0-0	Won 2
Nebraska	0	0	0	0	0-0	0-0	1	1	76	42	1-1	0-0	0-0	0-0	Won 1
Wisconsin	0	0	0	0	0-0	0-0	1	1	75	35	1-0	0-1	0-0	0-0	Won 1
Purdue	0	0	0	0	0-0	0-0	1	1	69	55	1-0	0-1	0-0	0-0	Won 1
Minnesota	0	0	0	0	0-0	0-0	1	1	40	43	0-1	1-0	0-0	0-0	Won 1

## THIS WEEK IN THE BIG TEN

### WEEK 2 SCHEDULE

#### Saturday, September 12

Illinois at North Carolina (ESPN2)	.....Noon
<b>South Florida at Maryland (ESPNU)</b>	<b>.....Noon</b>
UNLV at Michigan	.....Noon
Kent State at Minnesota (BTN)	.....Noon
Air Force at Michigan State (ABC)	.....Noon
Northwestern at Duke (ESPN3)	.....12:30 p.m.
Nebraska at Miami (ABC/ESPN2)	.....3:30 p.m.
Virginia Tech at Purdue (ESPNU)	.....3:30 p.m.
Troy at Wisconsin (BTN)	.....3:30 p.m.
Northern Illinois at Ohio State (ABC/ESPN2)	.....3:30 p.m.
Western Kentucky at Indiana (ESPNews)	.....4 p.m.
Pittsburgh at Iowa (BTN)	.....8 p.m.
Rutgers at Penn State (BTN)	.....8 p.m.

### 2015 BIG TEN PLAYERS OF THE WEEK

**Specialist of the Week** William Likely, Week 1

### 2015 NATIONAL WEEKLY HONORS

**Lou Groza Star of the Week** Brad Craddock, Week 1

**Paul Hornung Honor Roll** William Likely, Week 1

### MARYLAND'S RECORD WHEN...

**MD's Record In...**

September	.....1-1
October	.....0-0
November	.....0-0

**MD's Conference Record...**

At home	.....0-0
On the road	.....0-0
Neutral	.....0-0

**MD's Non-Conference Record...**

At home	.....1-1
On the road	.....0-0
Neutral	.....0-0

**MD vs. Ranked Teams...**

At home	.....0-0
On the road	.....0-0
Neutral	.....0-0

**MD's Record in Games...**

Decided by 1-3 points	.....0-0
4-7 points	.....0-0
8-10 points	.....0-0
11-19 points	.....0-0
20-29 points	.....0-1
30+ points	.....1-0

**MD's Record When Scoring...**

10 or fewer points	.....0-0
11-19 points	.....0-0
20-29 points	.....0-1
30+ points	.....1-0

**MD's Record When Allowing...**

10 or fewer points	.....0-0
11-19 points	.....0-0
20-29 points	.....1-0
30+ points	.....0-1

**MD's Record in Games...**


During the day	.....1-1
At night	.....0-0
Scoring first	.....1-1
Opponent scores first	.....0-0
Leading after the 1st quarter	.....1-1
Trailing after the 1st quarter	.....0-0
Tied after the 1st quarter	.....0-0
Leading at halftime	.....1-1
Trailing at halftime	.....0-0
Tied at halftime	.....0-0
Leading after the 3rd quarter	.....1-0
Trailing after the 3rd quarter	.....0-0
Tied after the 3rd quarter	.....0-1
In overtime	.....0-0

**MD's Record When...**

100-yard rusher	.....1-0
100-yard receiver	.....0-0
300-yard passer	.....0-0
Less than 300 yards total offense	.....0-0
300-399 yards total offense	.....0-1
400-499 yards total offense	.....1-0
500+ yards total offense	.....0-0
Committing fewer turnovers	.....0-0
Committing more turnovers	.....1-1
Turnovers are equal	.....0-0
No turnovers committed	.....0-0

**MD's Record When Allowing...**

100-yard rusher	.....0-1
100-yard receiver	.....0-1
300-yard passer	.....0-1
Less than 300 yards total offense	.....1-0
300-399 yards total offense	.....0-0
400-499 yards total offense	.....0-0
500+ yards total offense	.....0-1



# The Last Time ...

## Kickoff Returned for TD

Maryland – William Likely (100 yards) vs. Stanford, 12-30-14  
Opponent – Sammy Watkins (89 yards), Clemson, 10-15-11

## Blocked Punt Returned for TD

Maryland – Avery Thompson (0 yards) at USF, 09-06-14  
Opponent – David Carter (10 yards), W. Virginia, 09-19-98

## Punt Returned for TD

**Maryland – William Likely (85 yards) vs. Bowling Green, 09-12-15**  
Opponent – Nick Williams (58 yards), Connecticut, 09-17-12

## Interception Returned for TD

Maryland – William Likely (45 yards) vs. Iowa, 10-18-14  
Opponent – RJ Williamson (22 yards), Michigan State, 11-15-14

## Two Interceptions Returned for TD

Maryland – Ryan Donohue (25 yards), Kenny Tate (8 yards), vs. Wake Forest, 10-30-10  
Opponent – N/A

## Fumble Returned for TD

Maryland – Dexter McDougle (66 yards), NC State, 11-26-11  
Opponent – Auggie Sanchez (21 yards), USF, 09-06-14

## Recorded a Safety

Maryland – at Connecticut, 09-14-13 (M. Whitfield forces intentional grounding on Connecticut quarterback Chandler Whitmer)  
Opponent – West Virginia, 9-13-14 (Blocked punt rolled through the back of the end zone)

## Blocked a Punt

Maryland – Anthony Nixon at Syracuse, 09-20-14  
Opponent – Jarrod Harper, West Virginia, 09-13-14

## Blocked Two Punts

Maryland – LaQuan Williams and Nick Peterson vs. Wake Forest, 10-30-10  
Opponent – N/A

## Blocked a Field Goal

Maryland – Darius Kilgo vs. West Virginia, 9-13-14  
Opponent – Markus Kuhn, NC State, 11-26-11

## Blocked a PAT

Maryland – Marcus Whitfield vs. Boston College, 11-23-13  
Opponent – Antoni Allison, East Carolina, 12-29-10

## Player Passed for 6 TDs

Maryland – None  
**Opponent – Matt Johnson (5, 58, 5, 27, 44, 14), vs. Bowling Green, 09-12-15**

## Player Scored 5 TDs

Maryland – Bob Shemonski (22 rush, 26 rush, 82 PR, 4 rush, 8 rush) vs. Va. Tech, 11-07-50  
Opponent – Bernard Pierce (1 rush, 9 rush, 4 rush, 44 rush, 13 rush) vs. Temple, 09-24-11

## Player Passed for 5 TDs

Maryland – Scott Milanovich (5, 14, 27, 5, 12) vs. NC State, 11-5-94  
**Opponent – Matt Johnson (5, 58, 5, 27, 44, 14), vs. Bowling Green, 09-12-15**

## Player Scored 4 TDs

Maryland – D.J. Adams (1 rush, 1 rush, 1 rush, 4 rush) vs. East Carolina, 12-29-10  
Opponent – Bernard Pierce (1 rush, 9 rush, 4 rush, 44 rush, 13 rush) vs. Temple, 09-24-11

## Player Scored 4 Rushing TDs

Maryland – D.J. Adams (1, 1, 1, 4) vs. East Carolina, 12-29-10  
Opponent – Bernard Pierce (1 rush, 9 rush, 4 rush, 44 rush, 13 rush) vs. Temple, 09-24-11

## Player Passed for 4 TDs

Maryland – Danny O'Brien (11, 10, 12, 71), vs. NC State, 11-27-10  
**Opponent – Matt Johnson (5, 58, 5, 27, 44, 14), vs. Bowling Green, 09-12-15**

## Player Scored 3 TDs

Maryland – C.J. Brown (11 rush, 8 rush, 2 rush) vs. James Madison, 08-30-14  
Opponent – Melvin Gordon (6 rush, 1 rush, 3 rush), Wisconsin, 10-25-14

## Player Scored 3 Rushing TDs

Maryland – C.J. Brown (11, 8, 2) vs. James Madison, 08-30-14  
Opponent – R. Wright (1 rush, 3 rush, 1 rush), Wisconsin, 12-30-14

## Player Passed for 3 TDs

Maryland – Perry Hills (42, 12, 56) vs. West Virginia, 09-22-12  
**Opponent – Matt Johnson (5, 58, 5, 27, 44, 14), vs. Bowling Green, 09-12-15**

## Player Scored 3 Receiving TDs

Maryland – Torrey Smith (11, 10, 12, 71) vs. NC State, 11-27-10  
Opponent – Tavon Austin (44, 24, 34) vs. West Virginia, 09-22-12

## Three Players Scored 2 TDs

Maryland – Jermaine Lewis (5 rec, 27 rec), Mancel Johnson (14 rec, 12 rec), Geroy Simon (94 KOR, 5 rec) vs. NC State, 11-05-94  
Opponent – Kelvin Benjamin (1 rush, 17 rush), Nick O'Leary (8 rec, 12 rec.), Karlos Williams (1 run, 17 run), Florida State, 10-05-13

## Two Players Scored 2 TDs

Maryland – D.J. Adams (1 rush, 1 rush, 4 rush), Da'Rel Scott (61 rush, 91 rush) vs. East Carolina, 12-29-10  
Opponent – R. Wright (1 rush, 3 rush, 1 rush), D. Cajuste (8 pass, 9 pass), Stanford, 12-30-14

## Touchdown Pass By a Non-Quarterback

Maryland – Stefan Diggs, 8-yarder to Matt Furstenburg, at North Carolina, 11-24-12  
Opponent – Michael Campanaro, 4-yarder to Tanner Price, Wake Forest, 10-19-13

## 50-Yd. Field Goal

Maryland – Brad Craddock (50 yards), vs. Rutgers, 11-29-14  
Opponent – Griffin Oakes (58 yards), Indiana, 09-27-14

## 45-Yd. Field Goal

Maryland – Brad Craddock (57 yards), vs. Ohio State, 10-04-14  
Opponent – Sam Ficken (48 yards), Penn State, 11-01-14

## Five Field Goals

Maryland – Dale Castro (45, 29, 18, 32, 42) vs. Mississippi State, 09-22-79  
Opponent – Nicholas Setta (51, 32, 18, 46, 24), Notre Dame, 08-31-02

## Four Field Goals

Maryland – Nick Ferrara (24, 29, 28, 32) vs. Miami, 09-05-11  
Opponent – Sam Ficken (47, 25, 46, 48), Penn State, 11-01-14

## Three Field Goals

**Maryland – Brad Craddock (34, 31, 30) vs. Richmond, 09-05-15**  
Opponent – Matt Wile (22, 33, 26), Michigan, 11-22-14

## Three Field Goals 45 Yards or More

Maryland – None  
Opponent – Sam Ficken (47, 46, 48), Penn State, 11-01-14

## Three Field Goals 40 Yards or More

Maryland – None  
Opponent – Sam Ficken (47, 46, 48), Penn State, 11-01-14

## Two Field Goals 45 Yards or More

Maryland – Brad Craddock (48, 48) at Indiana, 09-27-14  
Opponent – Sam Ficken (47, 46, 48), Penn State, 11-01-14

## Two Field Goals 40 Yards or More

Maryland – Brad Craddock (48, 48) at Indiana, 09-27-14  
Opponent – Sam Ficken (47, 46, 48), Penn State, 11-01-14

## Four Field Goals 30 Yards or More

Maryland – Nick Novak (54, 34, 31, 48) vs. Duke, 10-11-03  
Opponent – None

## Three Field Goals 30 Yards or More

**Maryland – Brad Craddock (34, 31, 30) vs. Richmond, 09-05-15**  
Opponent – Sam Ficken (47, 46, 48), Penn State, 11-01-14

## Two-Point Conversion by Rush

Maryland – Davin Meggett vs. West Virginia, 09-17-11  
Opponent – Drew Dudzik, James Madison, 09-12-09

## Two-Point Conversion by Pass

Maryland – C.J. Brown to Derrick Hayward vs. Michigan State, 11-15-14  
Opponent – Chandler Whitmer to Jeremy Davis, at Connecticut, 09-14-13

## Missed PAT (kick)

**Maryland – Brad Craddock vs. Richmond, 09-05-15**  
Opponent – David Scully, Georgia Tech, 11-3-12

## Defensive Extra-Point

Maryland – Anthony Nixon (98-yd. PAT return) vs. Boston College, 11-23-13  
Opponent – L. Grant (100-yd. Interception return), Duke, 10-26-96

## 40 Rushing Attempts

Maryland – Charlie Wysocki (50-217) at Duke, 10-25-80  
Opponent – Montel Harris (41-142), Boston College, 11-28-09

## 30 Rushing Attempts

Maryland – Lance Ball (32-109), vs. Boston College, 11-10-07  
Opponent – Andre Williams (32-263), Boston College, 11-23-13

## 30 Rushing Attempts in One Half

Maryland – Charlie Wysocki (32) at Duke, 10-25-80

## 300 Rushing Yards

Maryland – LaMont Jordan (37-306) vs. Virginia, 11-20-99  
Opponent – John Leach (46-329), Wake Forest, 11-20-93

## 200 Rushing Yards

Maryland – Da'Rel Scott (13-201) vs. East Carolina, 12-29-10  
Opponent – Andre Williams (32-263), Boston College, 11-23-13

## 150 Rushing Yards

**Maryland – Brandon Ross (18-150) vs. Richmond, 09-05-15**  
Opponent – Terrel Hunt (23-156), Syracuse, 09-20-14

## 100 Rushing Yards

**Maryland – Brandon Ross (18-150) vs. Richmond, 09-05-15**  
**Opponent – Fred Coppet (15-109) vs. Bowling Green, 09-12-15**

## 100 Rushing Yards by a Quarterback

Maryland – C.J. Brown (13-107) vs. Rutgers, 11-29-14  
Opponent – Terrel Hunt (23-156), Syracuse, 09-20-14

## Two Players with 100 Rushing Yards

Maryland – Brandon Ross (108) and C.J. Brown (107) vs. Rutgers, 11-29-14  
Opponent – Yvenson Bernard (177) and James Rodgers (115), Oregon State, 12-28-07

## Three Players with 100 Rushing Yards

Maryland – Richard Jennings (136), Steve Atkins (126) and Jamie Franklin (105) vs. Virginia, 11-22-75

## 90-Yd. TD Run

Maryland – Da'Rel Scott (91) vs. East Carolina, 12-29-10

## 80-Yd. TD Run

Maryland – Da'Rel Scott (91) vs. East Carolina, 12-29-10

## 75-Yd. TD Run

Maryland – C.J. Brown (75) vs. West Virginia, 9-13-14

## 75-Yd. Non-Scoring Run

Maryland – Darrius Heyward-Bey (76), at Clemson, 09-27-08

**50-Yd. Non-Scoring Run**

Maryland – C.J. Brown (64) vs. FIU, 08-31-13  
Opponent – Joe Kerridge (52), Michigan, 11-22-14

**50-Yd. TD Run**

Maryland – C.J. Brown (75) vs. West Virginia, 9-13-14  
Opponent – Tanner McEvoy (60), Wisconsin, 10-25-14

**50 Pass Attempts**

Maryland – Danny O'Brien (34-52-3, 289, 1 TD) vs. West Virginia, 09-17-11  
Opponent – Matt Johnson (36-55-1, 491, 6 TDs), vs. Bowling Green, 09-12-15

**40 Pass Attempts**

Maryland – C.J. Brown (20-43-3) vs. Michigan State, 11-15-14  
Opponent – Matt Johnson (36-55-1, 491, 6 TDs), vs. Bowling Green, 09-12-15

**35 Pass Attempts**

Maryland – C.J. Brown (20-43-3) vs. Michigan State, 11-15-14  
Opponent – Matt Johnson (36-55-1, 491, 6 TDs), vs. Bowling Green, 09-12-15

**40 Pass Completions**

Maryland – Scott Milanovich (46-62-1, 380, 1 TD) at Florida St., 11-18-95

**30 Pass Completions**

Maryland – Danny O'Brien (34-52-3, 289, 1 TD) vs. West Virginia, 09-17-11  
Opponent – Matt Johnson (36-55-1, 491, 6 TDs), vs. Bowling Green, 09-12-15

**25 Pass Completions**

Maryland – Danny O'Brien (34-52-3, 289, 1 TD) vs. West Virginia, 09-17-11  
Opponent – Matt Johnson (36-55-1, 491, 6 TDs), vs. Bowling Green, 09-12-15

**400 Passing Yards**

Maryland – Danny O'Brien (417) vs. NC State, 11-27-10  
Opponent – Matt Johnson (491), vs. Bowling Green, 09-12-15

**300 Passing Yards**

Maryland – Caleb Rowe (332) vs. Virginia, 10-26-13  
Opponent – Matt Johnson (491), vs. Bowling Green, 09-12-15

**250 Yards Passing**

Maryland – C.J. Brown (280) at Syracuse, 09-20-14  
Opponent – Matt Johnson (491), vs. Bowling Green, 09-12-15

**10 Receptions**

Maryland – Stefon Diggs (10-138) vs. Stanford, 12-30-14  
Opponent – Roger Lewis (15-200), vs. Bowling Green, 09-12-15

**Two Players with 10 Receptions**

Maryland – Walt Williams (11-84) and Geroy Simon (10-80) at Syracuse, 11-19-94  
Opponent – Kevin White (13-216) and Mario Alford (11-131), West Virginia, 9-13-14

**100 Receiving Yards**

Maryland – Stefon Diggs (10-138) vs. Stanford, 12-30-14  
Opponent – Roger Lewis (15-200), vs. Bowling Green, 09-12-15

**Two Players with 100 Receiving Yards**

Maryland – Stefon Diggs (6-112) and Deon Long (10-108) at Indiana, 09-27-14  
Opponent – Lewis (15-200) and Rhodes (2-108) vs. Bowling Green, 09-12-15

**Player with 100 Rushing Yards and 100 Receiving Yards**

Opponent – Mikell Simpson (Rushing: 16-119; Receiving: 13-152),  
Virginia, 10-20-07

**Three Players with 100 Receiving Yards**

Maryland – Jason Kremus (119), Mancel Johnson (106) and Russ Weaver (105) at Wake Forest, 11-20-93  
Opponent – Janarion Grant (8-105), Leonte Carroo (6-104-2), Andre Patton (8-101-2), Rutgers, 11-29-14

**200 Receiving Yards**

Maryland – Torrey Smith (14-224), NC State, 11-27-10  
Opponent – Roger Lewis (15-200), vs. Bowling Green, 09-12-15

**90-Yard TD Reception**

Maryland – C.J. Brown to Brandon Ross (90) at Syracuse, 09-20-14  
Opponent – Shawn Halloran to Troy Stradford (90), Boston College, 10-11-86

**80-Yard TD Reception**

Maryland – C.J. Brown to Brandon Ross (90) at Syracuse, 09-20-14  
Opponent – Josh Padrick to Samuel Smith (89), FIU, 09-23-06

**75-Yard Non-Scoring Reception**

Maryland – Caleb Rowe to Brandon Ross (77) vs. Virginia, 10-12-13  
Opponent – C. Randolph to Jax Landfried (78), Wake Forest, 12-30-02

**75-Yard TD Reception**

Maryland – C.J. Brown to Brandon Ross (90) at Syracuse, 09-20-14  
Opponent – Chandler Whitmer to Shakim Phillips (75), Connecticut, 09-14-13

**50-Yard Non-Scoring Reception**

Maryland – C.J. Brown to Deon Long (50) vs. Michigan State, 11-15-14  
Opponent – Matt Johnson to Robbie Rhodes (64) vs. Bowling Green, 09-12-15

**50-Yard TD Reception**

Maryland – C.J. Brown to Amba Etta-Tawo (71) vs. Rutgers, 11-29-14  
Opponent – Matt Johnson to Roger Lewis (58) vs. Bowling Green, 09-12-15

**Player Recorded 15 or More Tackles**

Maryland – Cole Farrand (18) vs. Michigan State, 11-15-14  
Opponent – Danzel White (15), Towson, 10-01-11

**Player Recorded 20 or More Tackles**

Maryland – Cole Farrand (23) vs. Clemson, 10-26-13  
Opponent – N/A

**Player Recorded 3.0 or More Sacks**

Maryland – Yannick Ngakoue (3.0) vs. Bowling Green, 09-12-15  
Opponent – Jeremiah Attaochu (3.0) vs. Georgia Tech, 11-3-12

**Player Recorded 2.0 or More Sacks**

Maryland – Yannick Ngakoue (3.0) vs. Bowling Green, 09-12-15  
Opponent – J. Vaughters (2.0), Stanford, 12-30-14

**Team Gained 300 Rushing Yards**

Maryland – vs. Richmond (342), 09-05-15  
Opponent – Wisconsin (311), 10-25-14

**Team Gained 400 Rushing Yards**

Maryland – vs. Virginia (445), 11-20-99  
Opponent – Navy (412), 09-06-10

**Team Failed to Gain 100 Rushing Yards**

Maryland – vs. Stanford (17), 12-30-14  
Opponent – Penn State (42), 11-01-14

**Team Failed to Gain 50 Rushing Yards**

Maryland – vs. Stanford (17), 12-30-14  
Opponent – Penn State (42), 11-01-14

**Team Failed to Gain 25 Rushing Yards**

Maryland – vs. Stanford (17), 12-30-14  
Opponent – Boston College (8), 10-27-12

**Team Gained 300 Passing Yards**

Maryland – at Indiana (361), 09-27-14  
Opponent – Bowling Green (491), 09-12-15

**Team Gained 400 Passing Yards**

Maryland – vs. NC State (417), 11-27-10  
Opponent – Bowling Green (491), 09-12-15

**Team Gained 500 Passing Yards**

Maryland – N/A  
Opponent – West Virginia (511), 9-13-14

**Team Failed to Gain 100 Passing Yards**

Maryland – at Clemson (41), 11-10-12  
Opponent – West Virginia (62), 09-21-13

**Team Failed to Gain 50 Passing Yards**

Maryland – at Clemson (41), 11-10-12  
Opponent – Georgia Tech (31), 11-3-12

**Team Gained 400 Yards of Total Offense**

Maryland – Richmond (479), 09-05-15  
Opponent – Bowling Green (692), 09-12-15

**Team Gained 500 Yards of Total Offense**

Maryland – at Connecticut (501), 09-14-13  
Opponent – Bowling Green (692), 09-12-15

**Team Gained 600 Yards of Total Offense**

Maryland – at Duke (685), 09-25-04  
Opponent – Bowling Green (692), 09-12-15

**Team Failed to Gain 200 Yards of Total Offense**

Maryland – at Penn State (196), 11-01-14  
Opponent – West Virginia (175), 09-21-13

**Scored 50 Points or more**

Maryland – Richmond (51), 09-05-15  
Opponent – Wisconsin (52), 10-25-14

**Scored 50 Points or more (Conference Game)**

Maryland – vs. Wake Forest (62-14), 10-30-10  
Opponent – Wisconsin (52), 10-25-14

**Shutout**

Maryland – at Florida State (0-63), 10-05-13  
Opponent – West Virginia (37-0), 09-21-13

**Shutout (Conference Game)**

Maryland – at Florida State (0-63), 10-05-13  
Opponent – Wake Forest (26-0), 10-18-08

**Terps Played in an Overtime Game**

at Virginia Tech (W-1 OT, 27-24), 11-16-13  
*All-time record in overtime games, 5-3 (2-0 at home, 3-3 on the road)*

**Team Scored 28 Points or More In a Qtr**

Maryland – vs. Rutgers (28, 2nd Qtr.), 11-29-14  
Opponent – Bowling Green (28, 4th Qtr.), 09-12-15

**Team Scored 21 Points or More In a Qtr**

Maryland – Richmond (21, 4th Qtr.), 09-05-15  
Opponent – Bowling Green (28, 4th Qtr.), 09-12-15

MARYLAND SINGLE GAME, SEASON & CAREER RECORDS

RUSHING RECORDS

Career Yards

1.	LaMont Jordan, 1997-00	4,147
2.	Charlie Wysocki, 1978-81	3,317
3.	Steve Atkins, 1975-78	2,971
4.	Lance Ball, 2004-07	2,487
5.	Bruce Perry, 1999, 2001-03	2,424
6.	Rick Badanjek, 1982-85	2,417
7.	Davin Meggett, 2008-11	2,411
8.	Da'Rel Scott, 2007-10	2,401
9.	Louis Carter, 1972-74	2,266
10.	Alvin Blount, 1983-86	2,158
11.	Willie Joyner, 1980-83	2,140
12.	Josh Allen, 2002-03, 2005-06	1,958
13.	Billy Lovett, 1966-68	1,913
14.	Ed Modzelewski, 1949-51	1,893
15.	Mark Mason, 1990-93	1,807
...	Brandon Ross, 2012-	1,745

Season Yards

1.	LaMont Jordan (Jr.), 1999	1,632
2.	Charlie Wysocki (Jr.), 1980	1,359
3.	Steve Atkins (Sr.), 1978	1,261
4.	Bruce Perry (So.), 2001	1,242
5.	Chris Downs (Sr.), 2002	1,154
6.	Charlie Wysocki (So.), 1979	1,140
7.	Da'Rel Scott (So.), 2008	1,133
8.	Willie Joyner (Jr.), 1982	1,039
9.	Louis Carter (Sr.), 1974	991
10.	Billy Lovett (Sr.), 1968	963
11.	Art Seymore (So.), 1970	945
12.	Josh Allen (So.), 2003	922
13.	LaMont Jordan (Sr.), 2000	920
14.	Willie Joyner (Sr.), 1983	908
15.	LaMont Jordan (So.), 1998	906

Single-Game Yards

1.	LaMont Jordan vs. Virginia, 1999	306
2.	Bruce Perry vs. Wake Forest, 2001	276
3.	Josh Allen vs. Virginia, 2003	257
4.	Willie Joyner vs. No. Carolina, 1982	240
5.	Bruce Perry vs. Wake Forest, 2003	237
	George Scott vs. Villanova, 1977	237
7.	LaMont Jordan vs. Duke, 1999	227
8.	Charlie Wysocki vs. Louisville, 1979	222
9.	Rick Badanjek vs. Virginia, 1984	217
10.	Charlie Wysocki vs. Duke, 1980	216
11.	Steve Atkins vs. Syracuse, 1976	215
12.	Alvin Blount vs. Clemson, 1984	214
13.	Louis Carter vs. Virginia, 1974	213
14.	Chris Downs vs. Georgia Tech, 2002	212
15.	Charlie Wysocki vs. Virginia, 1979	202

Career Touchdowns

1.	Rick Badanjek, 1982-85	44
2.	LaMont Jordan, 1997-2000	36
3.	Steve Atkins, 1975-78	31
4.	Lance Ball, 2004-07	26
	Charlie Wysocki, 1978-81	26
6.	Louis Carter, 1972-74	25
	C.J. Brown, 2011-14	25
8.	Josh Allen, 2002-03, 2005-06	21
	Ed Modzelewski, 1949-51	21
10.	Keon Lattimore, 2004-07	19
	Buddy Rodgers, 1994-97	19
12.	Davin Meggett, 2008-11	18
	Tommy Neal, 1983-86	18
	Ed Vereb, 1953-55	18
	Bob Shemonski, 1949-51	18
	Da'Rel Scott, 2007-10	17
	Bruce Perry, 1999, 2001-2003	17

Season Touchdowns

1.	LaMont Jordan (Jr.), 1999	16
2.	Rick Badanjek (Jr.), 1984	15
	Bob Shemonski (Jr.), 1950	15
4.	Louis Carter (Jr.), 1973	14
	Ed Vereb (Sr.), 1955	14
6.	Keon Lattimore (Sr.), 2007	13
	Chris Downs (Sr.), 2002	13
8.	C.J. Brown (Sr.), 2013	12
	Lance Ball (Sr.), 2007	12
	Rick Badanjek (Sr.), 1985	12
11.	D.J. Adams (Fr.), 2010	11
	LaMont Jordan (Sr.), 2000	11
	Charlie Wysocki (Jr.), 1980	11
	Ed Modzelewski (Sr.), 1951	11
	Lu Gambino (Sr.), 1947	11

Single-Game Touchdowns

1.	Bob Shemonski vs. Va. Tech, 1950	5
2.	D.J. Adams vs. East Carolina, 2010	4
	Chris Downs vs. North Carolina, 2002	4
	LaMont Jordan vs. Clemson, 1999	4
	Charlie Wysocki vs. Virginia, 1981	4
6.	C.J. Brown vs. James Madison, 2014	3
	C.J. Brown vs. NC State, 2013	3
	D.J. Adams vs. Virginia, 2010	3
	Lance Ball vs. Georgia Tech, 2007	3
	Keon Lattimore vs. Villanova, 2007	3
	Chris Downs vs. Georgia Tech, 2002	3
	Bruce Perry vs. E. Michigan, 2001	3
	LaMont Jordan vs. Middle Tennessee State, 2000	3
	LaMont Jordan vs. Western Carolina, 1999	3
	Rick Badanjek vs. No. Carolina, 1984	3
	Rick Badanjek vs. NC State, 1984	3
	John Nash vs. Wake Forest, 1982	3
	Steve Atkins vs. Duke, 1978	3
	George Scott vs. Villanova, 1977	3
	Steve Atkins vs. Duke, 1977	3
	Steve Atkins vs. Syracuse, 1977	3
	Louis Carter vs. Clemson, 1973	3
	Dennis O'Hara vs. Wake Forest, 1969	3
	Dennis Condie vs. Virginia, 1960	3
	Jim Joyce vs. Virginia, 1959	3
	John Forbes vs. Miami, 1958	3

PASSING RECORDS

Career Completions

1.	Scott Milanovich, 1992-95	650
2.	Chris Turner, 2007-09	547
3.	Boomer Esiason, 1981-83	461
4.	C.J. Brown, 2011-14	437
5.	Sam Hollenbach, 2003-06	417
6.	Neil O'Donnell, 1987-89	387
7.	Dan Henning, 1985-87	353
8.	Brian Cummings, 1994-97	344
9.	Danny O'Brien, 2010-11	342
10.	Scott McBrien, 2002-03	335
11.	John Kaleo, 1991-92	305
12.	Dick Shiner, 1961-63	287
13.	Shaun Hill, 2000-01	270
	Scott Zolak, 1988-90	270
15.	Stan Gelbaugh, 1981-85	251

Season Completions

1.	John Kaleo (Sr.), 1992	286
2.	Scott Milanovich (So.), 1993	279
3.	Scott Milanovich (Jr.), 1994	229
4.	Scott Zolak (Sr.), 1990	225
5.	Chris Turner (Jr.), 2008	214
6.	Sam Hollenbach (Sr.), 2006	203
7.	Shaun Hill (Sr.), 2001	197
8.	Dan Henning (Jr.), 1986	196
9.	Danny O'Brien (Fr.), 2010	192
	Sam Hollenbach (Jr.), 2005	192
11.	C.J. Brown (Gr.), 2014	189
12.	Chris Turner (Sr.), 2009	180
13.	Boomer Esiason (Jr.), 1982	176
14.	Scott McBrien (Sr.), 2003	173
15.	C.J. Brown (Sr.), 2013	166
	Stan Gelbaugh (Sr.), 1985	166

Single-Game Completions

1.	Scott Milanovich vs. Florida St., 1995	46
2.	Scott Milanovich vs. Wake Forest, 1993	37
3.	Scott Milanovich vs. Syracuse, 1994	35
	Scott Milanovich vs. W. Virginia, 1993	35
5.	Danny O'Brien vs. W. Virginia, 2011	34
	Scott Milanovich vs. No. Carolina, 1993	34
7.	Danny O'Brien vs. NC State, 2010	33
	Chris Turner vs. Boston College, 2008	33
9.	Scott Milanovich vs. Wake Forest, 1995	32
	Scott Milanovich vs. Virginia, 1994	32
	Scott Milanovich vs. NC State, 1994	32
	John Kaleo vs. Virginia, 1992	32
13.	Danny O'Brien vs. Miami, 2011	31
	John Kaleo vs. No. Carolina, 1992	31

## MARYLAND SINGLE GAME, SEASON &amp; CAREER RECORDS

## Career Yards

1. Scott Milanovich, 1992-95	7,301
2. Chris Turner, 2007-09	6,543
3. Boomer Esiason, 1981-83	6,259
4. C.J. Brown, 2011-14	5,372
5. Scott McBrien, 2002-2003	5,169
6. Sam Hollenbach, 2003-06	5,139
7. Neil O'Donnell, 1987-89	4,989
8. Dan Henning, 1985-87	4,560
9. Danny O'Brien, 2010-11	4,086
10. Brian Cummings, 1994-97	4,080
11. John Kaleo, 1991-92	3,660
12. Stan Gelbaugh, 1981-85	3,659
13. Dick Shiner, 1961-63	3,410
14. Bob Avellini, 1972-74	3,222
15. Shaun Hill, 2000-01	3,159
16. Scott Zolak, 1988-90	3,124

## Season Yards

1. Scott Milanovich (So.), 1993	3,499
2. John Kaleo (Sr.), 1992	3,392
3. Dan Henning (Jr.), 1986	2,725
4. Scott McBrien (Sr.), 2003	2,672
5. Scott Zolak (Sr.), 1990	2,589
6. Sam Hollenbach (Jr.), 2005	2,539
7. Chris Turner (Jr.), 2008	2,516
8. Scott McBrien (Jr.), 2002	2,497
9. Stan Gelbaugh (Sr.), 1985	2,475
10. Danny O'Brien (Fr.) 2010	2,438
11. Scott Milanovich (Jr.), 1994	2,394
12. Shaun Hill (Sr.), 2001	2,380
13. Sam Hollenbach (Sr.), 2006	2,371
14. Boomer Esiason (Sr.), 1983	2,322
15. Boomer Esiason (Jr.), 1982	2,302
16. C.J. Brown (Sr.), 2013	2,288

## Single-Game Yards

1. Scott Milanovich vs. Va. Tech, 1993	498
2. Scott Milanovich vs. W. Virginia, 1993	451
3. John Kaleo vs. Clemson, 1992	418
4. Danny O'Brien vs. NC State, 2010	417
5. Scott Milanovich vs. Wake Forest, 1993	416
6. John Kaleo vs. Pittsburgh, 1992	415
7. Scott Milanovich vs. Duke, 1993	414
8. Scott Milanovich vs. No. Carolina, 1993	405
John Kaleo vs. Wake Forest, 1992	405
10. Scott McBrien vs. West Virginia (Gator Bowl), 2004	381
11. Scott Milanovich vs. Florida St., 1995	380

## Career Touchdowns

1. Scott Milanovich, 1992-95	49
2. Boomer Esiason, 1981-83	42
3. Scott McBrien, 2002-2003	34
4. C.J. Brown, 2011-	33
5. Chris Turner, 2007-09	30
6. Danny O'Brien, 2010-11	29
7. Sam Hollenbach, 2003-06	28
8. Neil O'Donnell, 1987-89	26
9. Dan Henning, 1985-87	24
Alan Pastrana, 1965-68	23
11. Brian Cummings, 1994-97	22
Jack Scarbath, 1950-52	22
Dick Shiner, 1961-63	21
14. Stan Gelbaugh, 1981-85	20
15. Shaun Hill, 2000-01	19

## Season Touchdowns

1. Scott Milanovich (So.), 1993	26
2. Danny O'Brien (Fr.) 2010	22
3. Scott Milanovich (Jr.), 1994	20
4. Scott McBrien (Sr.), 2003	19
5. Boomer Esiason (Jr.), 1982	18
6. John Kaleo (Sr.), 1992	17
Alan Pastrana (Jr.), 1966	17
8. Sam Hollenbach (Sr.), 2006	15
Scott McBrien (Jr.), 2002	15
Dan Henning (Jr.), 1986	15
Stan Gelbaugh (Sr.), 1985	15
Boomer Esiason (Sr.), 1983	15
13. C.J. Brown (Gr.), 2014	13
C.J. Brown (Sr.), 2013	13
Chris Turner (Jr.), 2008	13
Shaun Hill (Sr.), 2001	13
Sam Hollenbach (Jr.), 2005	13

## Single-Game Touchdowns

1. Scott Milanovich vs. NC State, 1994	5
Scott Milanovich vs. Wake Forest, 1993	5
Scott Milanovich vs. W. Virginia, 1993	5
Scott Milanovich vs. No. Carolina, 1993	5
John Kaleo vs. Clemson, 1992	5
6. Danny O'Brien vs. NC State, 2010	4
Danny O'Brien vs. Wake Forest, 2010	4
Joel Statham vs. Duke, 2004	4
Scott McBrien vs. North Carolina, 2003	4
Scott Milanovich vs. Ga. Tech, 1994	4
Scott Milanovich vs. Va. Tech, 1993	4
Mark Manges vs. Villanova, 1975	4

## RECEIVING RECORDS

## Career Receptions

1. Jermaine Lewis, 1992-95	193
2. Geroy Simon, 1993-96	185
3. Torrey Smith, 2008-10	152
4. Stefon Diggs, 2012-	150
5. Darrius Heyward-Bey, 2006-08	138
6. Frank Wycheck, 1990-92	134
7. Russ Weaver, 1992-94	120
8. Guillian Gary, 1998-2001	113
9. Azizuddin Abdur-Ra'ooof, 1984-87	108
10. Barry Johnson, 1987-90	106
11. Ferrell Edmunds, 1984-87	101
Marcus Badgett, 1989-92	100
Frank Russell, 1972-74	100
14. Greg Hill, 1982-84	97
15. Mancel Johnson, 1993-96	94

## Season Receptions

1. Geroy Simon (So.), 1994	77
2. Marcus Badgett (Sr.), 1992	75
3. Russ Weaver (Jr.), 1993	69
4. Torrey Smith (Jr.), 2010	67
5. Jermaine Lewis (Sr.), 1995	66
6. Stefon Diggs (Jr.), 2014	62
7. Torrey Smith (So.), 2009	61
8. Frank Wycheck (Fr.), 1990	58
9. Richie Harris (Sr.), 1992	56
10. Stefon Diggs (Fr.), 2012	54
Geroy Simon (Jr.), 1995	54
12. Jermaine Lewis (So.), 1993	52
Dan Prunzik (Sr.), 1992	52
14. Darrius Heyward-Bey (So.), 2007	51
Vernon Davis (Jr.), 2005	51
Allen Williams (Sr.), 1994	51
Greg Hill (Sr.), 1984	51

## Single-Game Receptions

1. Geroy Simon vs. Florida St., 1995	16
2. Torrey Smith vs. NC State, 2010	14
Russ Weaver vs. Wake Forest, 1993	14
Frank Wycheck vs. Va. Tech, 1990	14
5. Jermaine Lewis vs. Ga. Tech, 1995	13
6. Frank Wycheck vs. NC State, 1990	12
7. Darrius Heyward-Bey vs. Wake Forest, 2008	11
Jermaine Lewis vs. NC State, 1995	11
Allen Williams vs. Syracuse, 1994	11
Geroy Simon vs. W. Virginia, 1994	11
Marcus Badgett vs. Wake Forest, 1992	11
Marcus Badgett vs. Pittsburgh, 1992	11
John Tice vs. Clemson, 1982	11
Stefon Diggs vs. Boston College, 2012	11

## MARYLAND SINGLE GAME, SEASON &amp; CAREER RECORDS

## Career Yards

1. Jermaine Lewis, 1992-95	2,932
2. Stefon Diggs, 2012-14	2,227
3. Torrey Smith, 2008-10	2,215
4. Darrius Heyward-Bey, 2006-08	2,089
5. Geroy Simon, 1993-96	2,059
6. Azizuddin Abdur-Ra'ouf, 1984-87	1,895
7. Marcus Badgett, 1989-92	1,748
Barry Johnson, 1987-90	1,721
Greg Hill, 1982-84	1,721
10. Ferrell Edmunds, 1984-87	1,641
11. Guilian Gary, 1998-2001	1,552
12. James Milling, 1984-87	1,446
13. Russell Davis, 1981-83	1,408
14. Vernon Davis, 2003-05	1,371
15. Frank Russell, 1972-74	1,344

## Season Yards

1. Marcus Badgett (Sr.), 1992	1,240
2. Torrey Smith (Jr.), 2010	1,055
3. Jermaine Lewis (So.), 1993	957
4. Jermaine Lewis (Sr.), 1995	937
5. Geroy Simon (So.), 1994	891
6. Vernon Davis (Jr.), 2005	871
7. Stefon Diggs (Fr.), 2012	848
8. Torrey Smith (So.), 2009	824
9. Greg Hill (Sr.), 1984	820
10. Stefon Diggs (Jr.), 2014	792
11. Darrius Heyward-Bey, (So.), 2007	786
12. Guilian Gary (Sr.), 2001	727
13. Darrius Heyward-Bey (Fr.), 2006	694
14. Jermaine Lewis (Jr.), 1994	692
15. Barry Johnson (Jr.), 1989	689

## Single-Game Yardage

1. Marcus Badgett vs. Pittsburgh, 1992	251
2. Jermaine Lewis vs. No. Carolina, 1993	250
3. Torrey Smith vs. NC State, 2010	224
4. James Milling vs. No. Carolina, 1986	220
5. Marcus Badgett vs. Duke, 1992	218
6. Jermaine Lewis vs. Duke, 1995	205
7. Jermaine Lewis vs. Ga. Tech, 1995	189
8. Russell Davis vs. Penn State, 1982	188
9. Marcus Badgett vs. Wake Forest, 1992	187
10. Marcus Badgett vs. Clemson, 1992	184
11. Greg Hill vs. Miami, 1984	182

## Career Touchdowns

1. Jermaine Lewis, 1992-95	21
2. Torrey Smith, 2008-10	19
3. Greg Hill, 1982-84	18
4. Stefon Diggs, 2012-	14
5. Darrius Heyward-Bey, 2006-08	13
Guilian Gary, 1998-2001	13
7. Gary Collins, 1959-61	12
8. Marcus Badgett, 1989-92	11
Barry Johnson, 1987-90	11
10. Mancel Jonsson, 1993-96	10
Geroy Simon, 1993-96	10
Azizuddin Abdur-Ra'ouf, 1984-87	10
Ferrell Edmunds, 1984-87	10
Dan Bungori, 1971-73	10
15. Vernon Davis, 2003-05	9
Vernon Joines, 1985-88	9
Mike Lewis, 1979-82	9

## Season Touchdowns

1. Torrey Smith (Jr.), 2010	12
2. Jermaine Lewis (Jr.), 1994	9
Marcus Badgett (Sr.), 1992	9
4. Dan Bungori (So.), 1971	8
5. Guilian Gary (Jr.), 2000	7
Jermaine Lewis (So.), 1993	7
Greg Hill (Jr.), 1983	7
Greg Hill (So.), 1982	7
Billy Van Heusen (Jr.), 1966	7
Darryl Hill (Jr.), 1963	7
11. Vernon Davis (Jr.), 2005	6
Latrez Harrison (Sr.), 2003	6
Guilian Gary (Sr.), 2001	6
Barry Johnson (Jr.), 1989	6
James Milling (Jr.), 1986	6
Don Ratliff (Sr.), 1972	6
Stefon Diggs (Fr.), 2012	6

## Single-Game Touchdowns

1. Torrey Smith vs. NC State, 2010	4
2. Vernon Davis vs. Duke, 2004	3
Guilian Gary vs. Georgia Tech, 2000	3
Jermaine Lewis vs. W. Virginia, 1993	3
James Milling vs. No. Carolina, 1986	3
6. 37 players	2
(last time: Marcus Leak vs. USF, 9/6/2014)	

## DEFENSIVE RECORDS

## Career Tackles (since 1969)

1. Eric Wilson, 1981-84	481
2. E.J. Henderson, 1999-2002	473
3. Chuck Faucette, 1983-86	466
4. D'Qwell Jackson, 2002-05	447
5. Ratcliff Thomas, 1993-96	424
6. Eric Barton, 1995-98	417
7. Mike Jarmolowich, 1989-92	414
8. Brad Carr, 1974-77	386
9. Scott Saylor, 1987-89	382
10. Alex Wujciak, 2008-10	381
11. Bruce Palmer, 1976-78	351
12. Aaron Thompson, 1998-2001	348
13. Mike Corvino, 1979-82	347
14. Ted Klaube, 1975-77	344
15. Demetrius Hartsfield, 2009-12	338

## Season Tackles (since 1969)

1. Neal Olkewicz (Sr.), 1978	188
2. Ted Klaube (Sr.), 1977	186
3. Eric Wilson (Jr.), 1983	178
4. E.J. Henderson (Sr.), 2002	175
5. Harry Walters (Jr.), 1974	173
6. Kevin Walker (Sr.), 1987	172
7. Eric Wilson (Sr.), 1984	160
8. Eric Barton (Sr.), 1998	159
Brian Matera (Sr.), 1979	159
10. Brad Carr (Jr.), 1976	157
11. Mike Jarmolowich (Jr.), 1991	153
12. Chuck Faucette (Sr.), 1986	151
Bruce Palmer (Sr.), 1978	151
14. E.J. Henderson (Jr.), 2001	150
15. Kevin Benson (Sr.), 1975	149

## Career TFL (since 1974)

1. E.J. Henderson, 1999-02	62.5
2. Aaron Thompson, 1998-01	45
3. Andre Monroe, 2011-14	38.5
4. Charles Johnson, 1976-78	37
5. Mike Corvino, 1979-82	36
6. Eric Ogbogu, 1994-97	35.5
7. Randy Starks, 2001-03	34.0
8. Shawne Merriman, 2003-04	32.5
9. Al Wallace, 1993-96	32
Joe Vellano, 2009-12	32
11. Delbert Cowsette, 1996-99	31
12. Gurnest Brown, 1979-82	27
Demetrius Hartsfield, 2009-12	27
14. Mike Whaley, 2000-01	26
15. Jeremy Navarre, 2005-08	25.5

## MARYLAND SINGLE GAME, SEASON &amp; CAREER RECORDS

## Season TFL (since 1974)

1. E.J. Henderson (Jr.), 2001	28
2. Randy White (Sr.), 1974	24
3. E.J. Henderson (Sr.), 2002	19.5
4. Charles Johnson (Sr.), 1978	18
5. Andre Monroe (Jr.), 2013	17
Shawne Merriman (So.), 2004	17
Aaron Thompson (So.), 1999	17
Kris Jenkins (Sr.), 2000	17
Bruce Palmer (Sr.), 1978	17
10. Jack Bradford (Sr.), 1990	16
Bruce Mesner (Sr.), 1985	16
12. Marcus Whitfield (Sr.), 2013	15.5
13. Eric Ogbogu (Jr.), 1996	15
Eric Hicks (Jr.), 1996	15
Gurnest Brown (Jr.), 1981	15

## Career TFL Yards (since 1974)

1. Andre Monroe, 2011-14	212
2. E.J. Henderson, 1999-2002	207
3. Mike Corvino, 1979-82	206
4. Charles Johnson, 1976-78	205
5. Aaron Thompson, 1998-2001	197
6. Shawne Merriman, 2002-03	170
7. James Shaffer, 1976-79	153
8. Gurnest Brown, 1979-82	149
9. Adrian Moten, 2007-10	145
10. Randy Starks, 2001-03	143
Eric Ogbogu, 1994-97	143
Ted Chapman, 1984-86	143

## Season TFL Yards (since '74)

1. Randy White (Sr.), 1974	122
2. Charles Johnson (Sr.), 1978	119
3. Marcus Whitfield (Sr.), 2013	109
4. Marlin Van Horn (Jr.), 1978	101
5. Mark Duda (Sr.), 1982	94
6. Andre Monroe (Sr.), 2014	92
7. Mike Corvino (Jr.), 1981	91
8. Shawne Merriman (So.), 2004	87
9. E.J. Henderson (Sr.), 2002	86
Bruce Mesner (Sr.), 1986	86
11. James Shaffer (Sr.), 1979	84
12. Bruce Palmer (Sr.), 1978	81

## Career Sacks (since 1969)

1. Andre Monroe, 2011-14	25
2. Mike Corvino, 1979-82	24
3. Shawne Merriman, 2002-04	22
4. Mark Duda, 1979-82	19
Charles Johnson, 1976-78	19
Bruce Palmer, 1976-78	19
7. Eric Ogbogu, 1994-97	18.5
8. E.J. Henderson, 1999-2002	18
Bruce Mesner, 1983-86	18
Gurnest Brown, 1979-82	18
Randy Starks, 2001-03	17.5
12. Joe Campbell, 1973-76	17
Adrian Moten, 2007-10	15.5
14. Aaron Thompson, 1998-2001	15
Jack Bradford, 1987-90	15
Ernie Salley, 1974-77	15

## Season Sacks (since 1969)

1. Mark Duda (Sr.), 1982	13
Bruce Palmer (Sr.), 1978	13
3. Bruce Mesner (Jr.), 1985	12
Charles Johnson (Sr.), 1978	12
Randy White (Sr.), 1974	12
6. Mike Corvino (Jr.), 1981	11
Marlin Van Horn (Sr.), 1979	11
8. Andre Monroe (Sr.), 2014	10.5
9. Kris Jenkins (Sr.), 2000	10
Gurnest Brown (Jr.), 1981	10
Jack Bradford (Sr.), 1990	10
12. Andre Monroe (Jr.), 2013	9.5
13. Marcus Whitfield (Sr.), 2013	9.0
14. Shawne Merriman (So.), 2003	8.5
Shawne Merriman (Jr.), 2004	8.5
E.J. Henderson (Sr.), 2002	8.5

## Season Forced Fumbles (since 1987)

1. Joel Goode, 1987	6
2. Darin Drakeford, 2011	4
Kenny Tate, 2010	4
Milton Harris, 2005	4
5. Adrian Moten, 2007	3
Moise Fokou, 2007	3
Erin Henderson, 2006	3
Shawne Merriman, 2004	3
E.J. Henderson, 2002	3
Rod Little, 2001	3
Aaron Thompson, 2000	3
Rod Little, 2000	3
Eric Barton, 1998	3
Eric Ogbogu, 1998	3
Chad Wiestling, 1992	3
Lubo Zizakovich, 1990	3
Cole Farrand, 2012	3

## Career Interceptions

1. Tom Brown, 1960-62	17
2. Lendell Jones, 1980-83	14
3. Bob Sullivan, 1962-63	13
4. A.J. Johnson, 1993-96	12
Bob Smith, 1972-74	12
Bernie Faloney, 1951-53	12
7. Curome Cox, 2000-02	10
Lewis Sanders, 1996-99	10
Howard Eubanks, 1979-82	10
Lloyd Burruss, 1976-80	10
Ralph Lary, 1977-80	10
Ken Schroy, 1972-74	10
13. Tony Jackson, 1997-2001	9
Shawn Forte, 1998-2000	9
Keeta Covington, 1983-86	9
Clarence Baldwin, 1981-83	9
Jim Brechbiel, 1972-75	9
Wally Stalaker, 1967-69	9
Joe Horning, 1951-54	9

## Season Interceptions

1. Bob Sullivan (Sr.), 1965	10
2. Tom Brown (Jr.), 1961	8
3. Clarence Baldwin (Sr.), 1983	7
Lendell Jones (Jr.), 1982	7
Ralph Lary (Jr.), 1979	7
Bob Smith (So.), 1972	7
<b>7. William Likely (So.), 2014</b>	<b>6</b>
Tony Jackson (Sr.), 2001	6
Lewis Sanders (Jr.), 1999	6
A.J. Johnson (Jr.), 1995	6
Keeta Covington (Jr.), 1985	6
Larry Marshall (Sr.), 1971	6
Tom Brown (Sr.), 1962	6
Bernie Faloney (Sr.), 1953	6
Joe Horning (Fr.), 1951	6
15. 10 players	5
(last time: Domonique Foxworth (So.), 2002)	

## Single-Game Interceptions

1. Lendell Jones vs. Duke, 1982	4
---------------------------------	---

## Career Interception Return Yards

1. Tom Brown, 1960-62	275
2. Alex Wujciak, 2008-10	238
3. Joe Horning, 1951-54	222
4. Bill McFadden, 1979-82	212
5. Bernie Faloney, 1950-53	207
6. Randall Jones, 1998-2001	177
7. Lloyd Burruss, 1976-80	173
<b>8. William Likely, 2013-</b>	<b>170</b>
9. Jim LaRue, 1947-49	168
10. Ernie Arizzi, 1961-63	166
11. Ken Schroy, 1972-74	165
12. Frank Tamburello, 1954-55	161
13. Ralph Lary, 1977-80	160
14. Curome Cox, 2000-03	153
15. Joe Petruzzo, 1950-51	143

## Season Interception Return Yards

<b>1. William Likely (So.), 2014</b>	<b>170</b>
2. Alex Wujciak (Jr.), 2009	152
3. Joe Horning (Fr.), 1951	147
4. Frank Tamburello (So.), 1954	140
5. Cliff Crosby (Sr.), 1998	133
6. Larry Marshall (Sr.), 1971	131
7. Tom Brown (Sr.), 1962	122
8. Eddie Tomlin (Sr.), 1989	120
9. Shawn Forte (Sr.), 2000	114
10. Bill McFadden (Jr.), 1981	112
11. Dickie Lewis (So.), 1956	111
12. Jim LaRue (Sr.), 1949	103
13. Ralph Lary (Jr.), 1979	102
Joe Petruzzo (So.), 1950	102
15. Cameron Chism (Sr.), 2011	100

2015 TEAM STATISTICS

Team Statistics	UMD	OPP
SCORING	77	69
Points Per Game	38.5	34.5
Points Off Turnovers	0	42
FIRST DOWNS	40	47
Rushing	25	17
Passing	14	27
Penalty	1	3
RUSHING YARDAGE	497	257
Yards gained rushing	508	310
Yards lost rushing	11	53
Rushing Attempts	71	77
Average Per Rush	7.0	3.3
Average Per Game	248.5	128.5
TDs Rushing	3	4
PASSING YARDAGE	323	711
Comp-Att-Int	28-55-4	54-85-1
Average Per Pass	5.9	8.4
Average Per Catch	11.5	13.2
Average Per Game	161.5	355.5
TDs Passing	4	6
TOTAL OFFENSE	820	968
Total Plays	126	162
Average Per Play	6.5	6.0
Average Per Game	410.0	484.0
KICK RETURNS: #-Yards	4-88	5-96
PUNT RETURNS: #-Yards	10-315	2-13
INT RETURNS: #-Yards	1-7	4-38
KICK RETURN AVERAGE	22.0	19.2
PUNT RETURN AVERAGE	31.5	6.5
INT RETURN AVERAGE	7.0	9.5
FUMBLES-LOST	1-1	2-0
PENALTIES-Yards	11-96	11-90
Average Per Game	48.0	45.0
PUNTS-Yards	7-293	12-527
Average Per Punt	41.9	43.9
Net punt average	40.0	16.0
KICKOFFS-Yards	16-1009	12-625
Average Per Kick	63.1	52.1
Net kick average	39.9	32.2
TIME OF POSSESSION/Game	26:29	33:31
3RD-DOWN Conversions	10/24	10/30
3rd-Down Pct	42%	33%
4TH-DOWN Conversions	0/1	3/5
4th-Down Pct	0%	60%
SACKS BY-Yards	8-44	0-0
MISC YARDS	0	0
TOUCHDOWNS SCORED	9	10
FIELD GOALS-ATTEMPTS	5-6	0-2
ON-SIDE KICKS	0-0	0-0
RED-ZONE SCORES	(6-7) 86%	(7-10) 70%
RED-ZONE TOUCHDOWNS	(2-7) 29%	(7-10) 70%
PAT-ATTEMPTS	(8-9) 89%	(9-9) 100%
ATTENDANCE	74449	0
Games/Avg Per Game	2/37224	0/0
Neutral Site Games		0/0

Score by Quarters	1st	2nd	3rd	4th	OT	Total
Maryland	20	15	14	28	0	77
Opponents	7	13	14	35	0	69

2015 INDIVIDUAL STATISTICS

Rushing	gp-gs	att	gain	loss	net	avg	td	lg	avg/g
Ross, Brandon	2-2	26	166	6	160	6.2	1	21	80.0
Brown, Wes	2-0	22	130	3	127	5.8	1	17	63.5
Hills, Perry	2-2	11	119	0	119	10.8	0	36	59.5
Johnson, Ty	2-0	10	84	1	83	8.3	1	23	41.5
Rowe, Caleb	2-0	1	9	0	9	9.0	0	9	4.5
Jacobs, Levern	2-2	1	0	1	-1	-1.0	0	0	-0.5
Total	2	71	508	11	497	7.0	3	36	248.5
Opponents	2	77	310	53	257	3.3	4	24	128.5

Passing	gp-gs	effic	comp-att-int	pct	yds	td	lg	avg/g
Hills, Perry	2-2	121.38	27-51-2	52.9	306	4	42	153.0
Rowe, Caleb	2-0	-39.30	1-4-2	25.0	17	0	17	8.5
Total	2	109.69	28-55-4	50.9	323	4	42	161.5
Opponents	2	154.73	54-85-1	63.5	711	6	64	355.5

Receiving	gp-gs	no.	yds	avg	td	lg	avg/g
Etta-Tawo, Amba	2-2	7	70	10.0	0	19	35.0
Jacobs, Levern	2-2	5	64	12.8	2	23	32.0
Culmer, Malcolm	2-0	5	63	12.6	1	37	31.5
Moore, D.J.	2-0	3	65	21.7	1	42	32.5
Brown, Wes	2-0	3	25	8.3	0	24	12.5
Edwards, Avery	2-0	3	20	6.7	0	8	10.0
Jacobs, Taivon	2-0	1	12	12.0	0	12	6.0
Hayward, Derrick	2-2	1	4	4.0	0	4	2.0
Total	2	28	323	11.5	4	42	161.5
Opponents	2	54	711	13.2	6	64	355.5

Punt Returns	no.	yds	avg	td	lg
Likely, William	10	315	31.5	2	85
Total	10	315	31.5	2	85
Opponents	2	13	6.5	0	10

Interceptions	no.	yds	avg	td	lg
Brooks, Jalen	1	7	7.0	0	7
Total	1	7	7.0	0	7
Opponents	4	38	9.5	0	32

Kick Returns	no.	yds	avg	td	lg
Likely, William	2	63	31.5	0	42
Johnson, Ty	1	19	19.0	0	19
Gallo, P.J.	1	6	6.0	0	6
Total	4	88	22.0	0	42
Opponents	5	96	19.2	0	25

Fumble Returns	no.	yds	avg	td	lg
Total	0	0	0.0	0	0
Opponents	0	0	0.0	0	0

2015 INDIVIDUAL STATISTICS

Scoring	td	fg	PAT				dpx	saf	pts
			kick	rush	rcv	pass			
Craddock, Brad	-	5-6	8-9	-	-	-	-	-	23
Jacobs, Levern	2	-	-	-	-	-	-	-	12
Likely, William	2	-	-	-	-	-	-	-	12
Ross, Brandon	1	-	-	-	-	-	-	-	6
Johnson, Ty	1	-	-	-	-	-	-	-	6
Moore, D.J.	1	-	-	-	-	-	-	-	6
Culmer, Malcolm	1	-	-	-	-	-	-	-	6
Brown, Wes	1	-	-	-	-	-	-	-	6
Total	9	5-6	8-9	-	-	-	-	-	77
Opponents	10	0-2	9-9	-	-	0-1	-	-	69

Total Offense	g	plays	rush	pass	total	avg/g
Hills, Perry	2	62	119	306	425	212.5
Ross, Brandon	2	26	160	0	160	80.0
Brown, Wes	2	22	127	0	127	63.5
Johnson, Ty	2	10	83	0	83	41.5
Rowe, Caleb	2	5	9	17	26	13.0
Jacobs, Levern	2	1	-1	0	-1	-0.5
Total	2	126	497	323	820	410.0
Opponents	2	162	257	711	968	484.0

Field Goals	fg	pct.	01-19	20-29	30-39	40-49	50-99	lg	blk
Craddock, Brad	5-6	83.3	0-0	1-2	3-3	1-1	0-0	41	0

FG Sequence	Maryland	Opponents
Richmond	(34),(31),(30),28	-
Bowling Green	(41),(23)	27,34

Numbers in (parentheses) indicate field goal was made.

Punting	no.	yds	avg	lg	tb	fc	i20	50+	blk
Pritchard, Nicolas	6	254	42.3	47	0	3	1	0	0
Craddock, Brad	1	39	39.0	39	0	0	1	0	0
Total	7	293	41.9	47	0	3	2	0	0
Opponents	12	527	43.9	56	1	1	1	4	0

Kickoffs	no.	yds	avg	tb	ob	retn	net	ydln
Craddock, Brad	16	1009	63.1	11	0			
Total	16	1009	63.1	11	0	19.2	39.9	25
Opponents	12	625	52.1	6	1	22.0	32.2	32

## 2015 INDIVIDUAL STATISTICS

All Purpose	g	rush	rcv	pr	kr	ir	total	avg/g
Likely, William	2	0	0	315	63	0	378	189.0
Ross, Brandon	2	160	0	0	0	0	160	80.0
Brown, Wes	2	127	25	0	0	0	152	76.0
Hills, Perry	2	119	0	0	0	0	119	59.5
Johnson, Ty	2	83	0	0	19	0	102	51.0
Etta-Tawo, Amb	2	0	70	0	0	0	70	35.0
Moore, D.J.	2	0	65	0	0	0	65	32.5
Jacobs, Levern	2	-1	64	0	0	0	63	31.5
Culmer, Malcolm	2	0	63	0	0	0	63	31.5
Edwards, Avery	2	0	20	0	0	0	20	10.0
Jacobs, Taivon	2	0	12	0	0	0	12	6.0
Rowe, Caleb	2	9	0	0	0	0	9	4.5
Brooks, Jalen	2	0	0	0	0	7	7	3.5
Gallo, P.J.	2	0	0	0	6	0	6	3.0
Hayward, Derric	2	0	4	0	0	0	4	2.0
Total	2	497	323	315	88	7	1230	615.0
Opponents	2	257	711	13	96	38	1115	557.5

2015 DEFENSIVE STATISTICS

#	Defensive Leaders	gp-gs	Tackles				tfl/yds	Sacks no-yds	Pass defense			Fumbles		blkd	
			ua	a	tot				int-yds	brup	qbh	rcv-yds	ff	kick	saf
23	Carter, Jermaine	2-2	14	7	21	1.0-3	.	.	.	.	.	.	.	.	.
21	Davis, Sean	2-2	15	4	19	1.0-3	1.0-3	.	.	.	.	2	.	.	.
19	Hendy, A.J.	2-2	11	3	14	.	.	.	1	.	.	.	.	.	.
20	Nixon, Anthony	2-2	8	4	12	.	.	.	.	.	.	.	.	.	.
99	Jefferson, Quinton	2-2	4	7	11	4.0-26	3.0-25	.	.	.	.	.	.	.	.
43	Brooks, Jalen	2-2	4	6	10	.	.	1-7	1	.	.	.	.	.	.
4	Likely, William	2-2	8	1	9	1.0-1	.	.	4	.	.	.	.	.	.
27	Hill, Alvin	1-0	7	1	8	.	.	.	.	.	.	.	.	.	.
90	Braglio, Roman	2-1	5	3	8	1.0-2	.	.	.	.	.	.	.	.	.
41	Aniebonam, Jesse	2-1	6	2	8	1.0-3	1.0-3	.	.	.	.	.	.	.	.
7	Ngakoue, Yannick	2-2	5	.	5	3.0-13	3.0-13	.	.	.	.	.	.	.	.
34	Ashiru, Jefferson	2-2	3	2	5	.	.	.	.	.	.	.	.	.	.
57	Opara, Kingsley	1-0	1	3	4	.	.	.	.	.	.	.	.	.	.
24	Ezeagwu, Daniel	2-0	1	2	3	.	.	.	.	.	.	.	.	.	.
9	Burke, Tyler	2-0	2	.	2	.	.	.	.	.	.	.	.	.	.
67	Shaw, David	2-2	1	1	2	.	.	.	.	.	.	.	.	.	.
38	Zanotto, Brett	1-0	1	.	1	.	.	.	.	.	.	.	.	.	.
2	Cockerille, Shane	1-0	.	1	1	.	.	.	.	.	.	.	.	.	.
39	Walker, Cavon	2-0	.	1	1	.	.	.	.	.	.	.	.	.	.
88	Gallo, P.J.	2-0	.	1	1	.	.	.	.	.	.	.	.	.	.
83	Culmer, Malcolm	2-0	1	.	1	.	.	.	.	.	.	.	.	.	.
63	Minter, Mike	1-1	1	.	1	.	.	.	.	.	.	.	.	.	.
32	Ross, Jarrett	1-0	.	1	1	.	.	.	.	.	.	.	.	.	.
Total		2	98	50	148	12-51	8-44	1-7	6	.	.	2	.	.	.
Opponents		2	74	50	124	9-25	0-0	4-38	7	.	1-0	.	.	.	.

## GAME-BY-GAME STARTERS

### Offense

GAME	TE	Left Tackle	Left Guard	Center	Right Guard	Right Tackle	WR	Quarterback	TB	WR	FB/WR
Richmond	Hayward <sup>3</sup>	Dunn <sup>27</sup>	Minter <sup>1</sup>	Mulrooney <sup>6</sup>	Zeller <sup>21</sup>	Doyle <sup>24</sup>	Etta-Tawo <sup>13</sup>	Hills <sup>8</sup>	B. Ross <sup>27</sup>	L. Jacobs <sup>7</sup>	Goins <sup>9</sup>
Bowling Green	Hayward <sup>4</sup>	Dunn <sup>28</sup>	Minter <sup>2</sup>	Mulrooney <sup>7</sup>	Zeller <sup>22</sup>	Doyle <sup>25</sup>	Etta-Tawo <sup>14</sup>	Hills <sup>9</sup>	B. Ross <sup>28</sup>	L. Jacobs <sup>8</sup>	Culmer <sup>5</sup>

USF
at West Virginia
Michigan
at Ohio State
Penn State
at Iowa
Wisconsin
at Michigan State
Indiana
at Rutgers

### Defense

GAME	DE	DT	DT	DE	SAM	MIKE	WILL	Cornerback	Safety	Safety	Cornerback
Richmond	Braglio <sup>3</sup>	Shaw <sup>2</sup>	Jefferson <sup>17</sup>	Ngakoue <sup>12</sup>	Brooks <sup>5</sup>	J. Carter <sup>1</sup>	Ashiru <sup>20</sup>	Likely <sup>25</sup>	Hendy <sup>7</sup>	Nixon <sup>30</sup>	S. Davis <sup>29</sup>
Bowling Green	Aniebonam <sup>1</sup>	Shaw <sup>3</sup>	Jefferson <sup>18</sup>	Ngakoue <sup>13</sup>	Brooks <sup>6</sup>	J. Carter <sup>2</sup>	Ashiru <sup>21</sup>	Likely <sup>26</sup>	Hendy <sup>8</sup>	Nixon <sup>31</sup>	S. Davis <sup>30</sup>

USF
at West Virginia
Michigan
at Ohio State
Penn State
at Iowa
Wisconsin
at Michigan State
Indiana
at Rutgers

### Class Starters by Game (includes punter & place-kicker)

GAME	Seniors	Juniors	Sophomores	Redshirt Freshmen	True Freshmen	Total
Richmond	9	9	5	0	1 (Pritchard)	24
Bowling Green	9	8	6	0	1 (Pritchard)	24

USF
at West Virginia
Michigan
at Ohio State
Penn State
at Iowa
Wisconsin
at Michigan State
Indiana
at Rutgers

### Terrapin Playing-Experience Superlatives

	Offense	Defense
Most overall starts, career —	28, Michael Dunn (OL), Brandon Ross (RB) 25, Ryan Doyle (OL)	31, Anthony Nixon (DB) 39, Sean David (DB)
Most overall starts, 2015 —	2, 10 players	2, 10 players
Most consecutive starts, career —	28, Michael Dunn (OL) 19, Andrew Zeller (OL)	28, Sean Davis (DB) 25, William Likely (DB)
Most consecutive starts, 2015 —	2, 10 players	2, 10 players

2015 GAME-BY-GAME PARTICIPATION

R-SENIORS (1)	RICH	BG	USF	WV	MI	OSU	PSU	IA	WIS	MSU	IND	RU
19 Hendy DB	S	S										
<b>Class Participation</b>	<b>1-1</b>	<b>1-1</b>										

SENIORS (13)	RICH	BG	USF	WV	MI	OSU	PSU	IA	WIS	MSU	IND	RU
15 Craddock PK	S	S										
18 Garman QB	dnp	dnp										
20 Nixon DB	S	S										
21 S. Davis DB	S	S										
27 Hill DB	x	x										
34 Ashiru LB	S	S										
37 Thompson LB	x	x										
40 Foreman QB	dnp	dnp										
45 B. Ross RB	S	S										
50 Mulrooney OL	S	S										
55 Doyle OL	S	S										
60 Grommer OL	x	dnp										
66 Zeller OL	S	S										
<b>Class Participation</b>	<b>8-10</b>	<b>8-10</b>										

R-JUNIORS (3)	RICH	BG	USF	WV	MI	OSU	PSU	IA	WIS	MSU	IND	RU
7 Rowe QB	x	x										
8 L. Jacobs WR	S	S										
99 Jefferson DL	S	S										
<b>Class Participation</b>	<b>2-3</b>	<b>2-3</b>										

JUNIORS (26)	RICH	BG	USF	WV	MI	OSU	PSU	IA	WIS	MSU	IND	RU
3 Barry-Pollock DB	dnp	dnp										
4 Likely DB	S	S										
5 Brown RB	x	x										
7 Ngakoue LB	S	S										
11 Conyers DB	dnp	dnp										
11 Hills QB	S	S										
13 Lane WR	x	x										
29 Riddle RB	x	x										
30 Goins FB	S	x										
32 J. Ross DB	x	x										
33 Stefanelli FB	dnp	dnp										
39 Walker LB	x	x										
42 Dean LB	dnp	dnp										
42 Miles RB	dnp	dnp										
44 Isaacs TE	dnp	dnp										
46 Logan LB	dnp	dnp										
49 Franco DL	dnp	dnp										
59 Carpenter LS	dnp	dnp										
76 Dunn OL	S	S										
78 Tucker OL	x	dnp										
79 Shelton OL	x	dnp										
83 Culmer WR	x	S										
84 Etta-Tawo WR	S	S										
88 Gallo TE	x	x										
90 Braglio DL	S	x										
95 Ukandu DL	dnp	x										
<b>Class Participation</b>	<b>7-16</b>	<b>6-15</b>										

R-SOPHOMORES (1)	RICH	BG	USF	WV	MI	OSU	PSU	IA	WIS	MSU	IND	RU
35 M. Smith RB	dnp	dnp										
<b>Class Participation</b>	<b>0-0</b>	<b>0-0</b>										

SOPHOMORES (24)	RICH	BG	USF	WV	MI	OSU	PSU	IA	WIS	MSU	IND	RU
2 Cockerille QB	x	x										
2 Collins DB	dnp	dnp										
3 Greene K	dnp	dnp										
12 Jacobs WR	x	x										
17 Woods DB	dnp	dnp										
23 J. Carter LB	S	S										
24 Ezeagwu DB	x	x										
24 Ventura DB	dnp	dnp										
25 A. Carter DB	x	x										
36 Dennah DB	dnp	dnp										
41 Aniebonam LB	x	S										
43 Brooks LB	S	S										
47 Keihn DL	tr	tr										
48 Hayward TE	S	S										
52 Jones DL	dnp	dnp										
54 Dulaney OL	dnp	dnp										
56 Adams LS	S	S										
57 Opara DL	x	x										
63 Minter OL	S	S										
67 Shaw DL	S	S										
69 Marchese OL	dnp	dnp										
89 Roca TE	dnp	dnp										
92 Burkett DL	dnp	dnp										
97 Sutton P/PK	tr	tr										
<b>Class Participation</b>	<b>6-13</b>	<b>7-12</b>										

R-FRESHMEN (13)	RICH	BG	USF	WV	MI	OSU	PSU	IA	WIS	MSU	IND	RU
6 Morton RB	dnp	dnp										
9 Burke LB	x	x										
10 Ulmer WR	dnp	dnp										
31 Egbuaba LB	dnp	dnp										
38 Shrader P	dnp	dnp										
56 Gillespie LB	dnp	dnp										
58 Prince OL	x	x										
64 B. Moore OL	x	dnp										
70 Christie OL	dnp	dnp										
75 D. Gray OL	dnp	dnp										
86 A. Gray TE	dnp	dnp										
96 Kulka DL	x	dnp										
<b>Class Participation</b>	<b>0-4</b>	<b>0-2</b>										

T-FRESHMEN (23)	RICH	BG	USF	WV	MI	OSU	PSU	IA	WIS	MSU	IND	RU
1 D.J. Moore WR	x	x										
6 Johnson RB	x	x										
14 Shaffer QB	dnp	dnp										
16 Rubinowicz P	dnp	dnp										
22 I. Davis LB	dnp	dnp										
26 Savage DB	dnp	dnp										
38 Zanotto LB	x	dnp										
49 Little LB	dnp	dnp										
51 Oliveira LS	dnp	dnp										
53 Boulware OL	dnp	dnp										
59 Howard DL	dnp	dnp										
61 Tanji LB	dnp	dnp										
65 Zimmerman OL	dnp	dnp										
68 McKennie OL	dnp	dnp										
71 Donahue OL	dnp	dnp										
74 T. Smith OL	dnp	dnp										
77 McClain OL	dnp	dnp										
82 Edwards TE	x	x										
85 Davenport WR	dnp	dnp										
87 Cornwell WR	dnp	dnp										
91 McLean DL	dnp	dnp										
93 Saine DL	dnp	dnp										
95 Pritchard P/PK	S	S										
<b>Class Participation</b>	<b>1-5</b>	<b>1-4</b>										
<b>ACTIVE PLAYERS</b>	<b>52</b>	<b>46</b>	<b>46</b>	<b>45</b>	<b>45</b>	<b>46</b>	<b>47</b>	<b>47</b>	<b>45</b>	<b>45</b>	<b>48</b>	<b>52</b>

x – indicates played in game; S – indicates started game; dnp – did not play; dnt – indicates did not travel for reason other than injury; tr - indicates will sit out season as transfer; susp - suspended for the game

2015 GAME-BY-GAME TEAM STATISTICS

TEAM STATISTICS

Date	Opponent	Rushing				Receiving				Passing				Kick Returns				Punt Returns				tot off
		no.	yds	td	lg	no.	yds	td	lg	cmp-att-int	yds	td	lg	no.	yds	td	lg	no.	yds	td	lg	
Sep 05	RICHMOND	45	341	3	23	12	138	2	37	12-22-1	138	2	37	3	69	0	42	8	233	1	67	479
Sep 12	BOWLING GREEN	26	156	0	36	16	185	2	42	16-33-3	185	2	42	1	19	0	19	2	82	1	85	341
Maryland		71	497	3	36	28	323	4	42	28-55-4	323	4	42	4	88	0	42	10	315	2	85	820
Opponents		77	257	4	24	54	711	6	64	54-85-1	711	6	64	5	96	0	25	2	13	0	10	968

Games played: 2  
 Avg per rush: 7.0  
 Avg per catch: 11.5  
 Pass efficiency: 109.69  
 Kick ret avg: 22.0  
 Punt ret avg: 31.5  
 All purpose avg/game: 615.0  
 Total offense avg/gm: 410.0

Date	Opponent	Tackles				Sacks	Fumble	Pass Defense			blkd	PAT Attempts			off				
		ua	a	total	tfl-yds	no-yds	ff	fr-yds	int-yds	qbh	brup	kick	kick	rush	rcv	saf	t/o	pts	
Sep 05	RICHMOND	30	18	48	7.0-28	4.0-23	1	0-0	0-0	0	3	0	5-6	0	0	0	0	0	50
Sep 12	BOWLING GREEN	68	32	100	5.0-23	4.0-21	1	0-0	1-7	0	3	0	3-3	0	0	0	0	0	27
Maryland		98	50	148	12.0-51	8.0-44	2	0-0	1-7	0	6	0	8-9	0	0	0	0	0	77
Opponents		74	50	124	9.0-25	0.0-0	0	1-0	4-38	0	7	0	9-9	0	0	0	42	69	

Date	Opponent	Punting										Field Goals			Kickoffs				
		no.	yds	avg	long	blkd	tb	fc	50+	i20	md-att	long	blkd	no.	yds	avg	tb	ob	
Sep 05	RICHMOND	1	43	43.0	43	0	0	0	0	0	3-4	34	0	10	646	64.6	8	0	
Sep 12	BOWLING GREEN	6	250	41.7	47	0	0	3	0	2	2-2	41	0	6	363	60.5	3	0	
Maryland		7	293	41.9	47	0	0	3	0	2	5-6	41	0	16	1009	63.1	11	0	
Opponents		12	527	43.9	56	0	1	1	4	1	0-2	0	0	12	625	52.1	6	1	

2015 GAME-BY-GAME OPPONENT STATISTICS

OPPONENT STATISTICS

Date	Opponent	Rushing				Receiving				Passing				Kick Returns				Punt Returns				tot off		
		no.	yds	td	lg	no.	yds	td	lg	cmp	att	int	yds	td	lg	no.	yds	td	lg	no.	yds		td	lg
Sep 05	RICHMOND	27	56	3	16	18	220	0	52	18	30	0	220	0	52	2	45	0	25	0	0	0	0	276
Sep 12	BOWLING GREEN	50	201	1	24	36	491	6	64	36	55	1	491	6	64	3	51	0	19	2	13	0	10	692
Opponents		77	257	4	24	54	711	6	64	54	85	1	711	6	64	5	96	0	25	2	13	0	10	968
Maryland		71	497	3	36	28	323	4	42	28	55	4	323	4	42	4	88	0	42	10	315	2	85	820

Games played: 2  
 Avg per rush: 3.3  
 Avg per catch: 13.2  
 Pass efficiency: 154.73  
 Kick ret avg: 19.2  
 Punt ret avg: 6.5  
 All purpose avg/game: 557.5  
 Total offense avg/gm: 484.0

Date	Opponent	Tackles				Sacks no-yds	Fumble		Pass Defense			blkd kick	PAT Attempts			off			
		ua	a	total	tfl-yds		ff	fr-yds	int-yds	qbh	brup		kick	rush	rcv	saf	t/o	pts	
Sep 05	RICHMOND	44	30	74	2.0-4	0.0-0	0	0-0	1-0	0	2	0	3-3	0	0	0	0	0	21
Sep 12	BOWLING GREEN	30	20	50	7.0-21	0.0-0	0	1-0	3-38	0	5	0	6-6	0	0	0	0	42	48
Opponents		74	50	124	9.0-25	0.0-0	0	1-0	4-38	0	7	0	9-9	0	0	0	0	42	69
Maryland		98	50	148	12.0-51	8.0-44	2	0-0	1-7	0	6	0	8-9	0	0	0	0	0	77

Date	Opponent	Punting							Field Goals			Kickoffs						
		no.	yds	avg	long	blkd	tb	fc	50+	i20	md-att	long	blkd	no.	yds	avg	tb	ob
Sep 05	RICHMOND	9	377	41.9	55	0	1	0	2	0	0-0	0	0	4	182	45.5	0	0
Sep 12	BOWLING GREEN	3	150	50.0	56	0	0	1	2	1	0-2	0	0	8	443	55.4	6	1
Opponents		12	527	43.9	56	0	1	1	4	1	0-2	0	0	12	625	52.1	6	1
Maryland		7	293	41.9	47	0	0	3	0	2	5-6	41	0	16	1009	63.1	11	0

2015 MARYLAND OFFENSIVE GAME-BY-GAME

Rushing

Att-Yds / TD	#5 Brown	#6 Johnson	#7 Rowe	#11 Hills	#45 Ross
Richmond	13-74 / 1	10-83 / 1	1-9 / 0	3-25 / 0	18-150 / 1
Bowling Green	9-56 / 0	0-0 / 0	0-0 / 0	8-94 / 0	8-10 / 0
USF					
at West Virginia					
Michigan					
at Ohio State					
Penn State					
at Iowa					
Wisconsin					
at Michigan State					
Indiana					
at Rutgers					

Receiving

Rec-Yds / TD	#1 Moore	#5 Brown	#8 L. Jacobs	#12 T. Jacobs	#48 Hayward	#82 Edwards	#83 Culmer	#84 Etta-Tawo
Richmond	2-23 / 0	1-(-3) / 0	2-32 / 1	1-12 / 0	1-4 / 0	2-12 / 0	1-37 / 1	2-21 / 0
Bowling Green	1-42 / 1	2-28 / 0	3-32 / 1	0-0 / 0	0-0 / 0	1-8 / 0	4-26 / 0	5-49 / 0
USF								
at West Virginia								
Michigan								
at Ohio State								
Penn State								
at Iowa								
Wisconsin								
at Michigan State								
Indiana								
at Rutgers								

Passing

C-A-I / Yds / TD	#7 Rowe	#11 Hills
Richmond	0-1-0 / 0 / 0	12-21-1 / 138 / 2
Bowling Green	1-3-2 / 17 / 0	15-30-1 / 168 / 2
USF		
at West Virginia		
Michigan		
at Ohio State		
Penn State		
at Iowa		
Wisconsin		
at Michigan State		
Indiana		
at Rutgers		

Punting

No-Avg / In20	#95 Pritchard
Richmond	1-43.0 / 0
Bowling Green	5-42.2 / 1
USF	
at West Virginia	
Michigan	
at Ohio State	
Penn State	
at Iowa	
Wisconsin	
at Michigan State	
Indiana	
at Rutgers	

Field Goals

Made (Missed)	#15 Craddock
Richmond	34, 31, 30 (28)
Bowling Green	41, 23
USF	
at West Virginia	
Michigan	
at Ohio State	
Penn State	
at Iowa	
Wisconsin	
at Michigan State	
Indiana	
at Rutgers	

2015 MARYLAND DEFENSIVE GAME-BY-GAME

UT-AT-TT / Sacks	#4 Likely	#7 Ngakoue	#9 Burke	#19 Hendy	#20 Nixon	#21 S.Davis	#23 J. Carter	#24 Ezeagwu	#27 Hill
Richmond	4-0-4 / 0.0	1-0-1 / 0.0	2-0-2 / 0.0	5-0-5 / 0.0	2-1-3 / 0.0	3-2-5 / 1.0	5-3-8 / 0.0	0-1-1 / 0.0	0-0-0 / 0.0
Bowling Green	4-1-5 / 0.0	4-0-4 / 3.0	0-0-0 / 0.0	6-3-9 / 0.0	6-3-9 / 0-0	12-2-14 / 0.0	9-4-13 / 0.0	1-1-2 / 0.0	7-1-8 / 0.0

USF
at West Virginia
Michigan
at Ohio State
Penn State
at Iowa
Wisconsin
at Michigan State
Indiana
at Rutgers

UT-AT-TT / Sacks	#32 Ross	#34 Ashiru	#38 Zanotto	#39 Walker	#41 Aniebonam	#43 Brooks	#57 Opara	#67 Shaw	#90 Braglio
Richmond	0-0-0 / 0.0	2-2-4 / 0.0	1-0-1 / 0.0	0-0-0 / 0.0	1-2-3 / 1.0	0-1-1 / 0.0	0-0-0 / 0.0	1-0-1 / 0.0	1-2-3 / 0.0
Bowling Green	0-1-1 / 0.0	1-0-1 / 0.0	0-0-0 / 0.0	0-1-1 / 0.0	5-0-5 / 0.0	4-5-9 / 0.0	1-3-4 / 0.0	0-1-1 / 0.0	4-1-5 / 0.0

USF
at West Virginia
Michigan
at Ohio State
Penn State
at Iowa
Wisconsin
at Michigan State
Indiana
at Rutgers

UT-AT-TT / Sacks	#99 Jefferson
Richmond	2-4-6 / 2.0
Bowling Green	2-3-5 / 1.0

USF
at West Virginia
Michigan
at Ohio State
Penn State
at Iowa
Wisconsin
at Michigan State
Indiana
at Rutgers

## 2015 SEASON SUPERLATIVES

### INDIVIDUAL MARYLAND GAME HIGHS

Rushes	18	Brandon Ross vs Richmond (Sep 5, 2015)
Yards Rushing	150	Brandon Ross vs Richmond (Sep 5, 2015)
TD Rushes	1	Wes Brown vs Richmond (Sep 5, 2015) Ty Johnson vs Richmond (Sep 5, 2015) Brandon Ross vs Richmond (Sep 5, 2015)
Long Rush	36	Perry Hills vs Bowling Green (Sep 12, 2015)
Pass attempts	30	Perry Hills vs Bowling Green (Sep 12, 2015)
Pass completions	15	Perry Hills vs Bowling Green (Sep 12, 2015)
Yards Passing	168	Perry Hills vs Bowling Green (Sep 12, 2015)
TD Passes	2	Perry Hills vs Richmond (Sep 5, 2015) Perry Hills vs Bowling Green (Sep 12, 2015)
Long Pass	42	Perry Hills vs Bowling Green (Sep 12, 2015)
Receptions	5	Amba Etta-Tawo vs Bowling Green (Sep 12, 2015)
Yards Receiving	49	Amba Etta-Tawo vs Bowling Green (Sep 12, 2015)
TD Receptions	1	Malcolm Culmer vs Richmond (Sep 5, 2015) Levern Jacobs vs Richmond (Sep 5, 2015) Levern Jacobs vs Bowling Green (Sep 12, 2015) D.J. Moore vs Bowling Green (Sep 12, 2015)
Long Reception	42	D.J. Moore Bowling Green (Sep 12, 2015)
Field Goals	3	Brad Craddock vs Richmond (Sep 5, 2015)
Long Field Goal	41	Brad Craddock vs. Bowling Green (Sep 12, 2015)
Punts	5	Nicolas Pritchard vs Richmond (Sep 12, 2015)
Punting Avg	43.0	Nicolas Pritchard vs vs Richmond (Sep 5, 2015)
Long Punt	47	Nicolas Pritchard vs Bowling Green (Sep 12, 2015)
Punts inside 20	1	Nicolas Pritchard vs Bowling Green (Sep 12, 2015)
Long Punt Return	85	William Likely vs Bowling Green (Sep 12, 2015)
Long Kickoff Return	42	William Likely vs Richmond (Sep 5, 2015)
Tackles	14	Sean Davis vs Bowling Green (Sep 12, 2015)
Sacks	3.0	Yannick Ngakoue vs Bowling Green (Sep 12, 2015)
Tackles For Loss	3.0	Yannick Ngakoue vs Bowling Green (Sep 12, 2015)
Interceptions	1	Jalen Brooks vs Bowling Green (Sep 12, 2015)

### MARYLAND TEAM HIGHS

Rushes	45	vs Richmond (Sep 5, 2015)
Yards Rushing	342	vs Richmond (Sep 5, 2015)
Yards Per Rush	7.6	vs Richmond (Sep 5, 2015)
TD Rushes	3	vs Richmond (Sep 5, 2015)
Pass attempts	33	vs Bowling Green (Sep 12, 2015)
Pass completions	16	vs Bowling Green (Sep 12, 2015)
Yards Passing	185	vs Bowling Green (Sep 12, 2015)
Yards Per Pass	11.6	vs Bowling Green (Sep 12, 2015)
TD Passes	2	vs Richmond (Sep 5, 2015) vs Bowling Green (Sep 12, 2015)
Total Plays	67	vs Richmond (Sep 5, 2015)
Total Offense	479	vs Richmond (Sep 5, 2015)
Yards Per Play	7.1	vs Richmond (Sep 5, 2015)
Points	50	vs Richmond (Sep 5, 2015)
Sacks By	4	vs Richmond (Sep 5, 2015) vs Bowling Green (Sep 12, 2015)
First Downs	24	vs Richmond (Sep 5, 2015)
Penalties	6	vs Bowling Green (Sep 12, 2015)
Penalty Yards	57	vs Bowling Green (Sep 12, 2015)
Turnovers	4	vs Bowling Green (Sep 12, 2015)
Interceptions By	1	vs Bowling Green (Sep 12, 2015)
Punts	5	vs Bowling Green (Sep 12, 2015)
Punting Avg	43.0	vs Richmond (Sep 5, 2015)
Long Punt	47	vs Bowling Green (Sep 12, 2015)
Punts inside 20	1	vs Bowling Green (Sep 12, 2015)
Long Punt Return	85	vs Bowling Green (Sep 12, 2015)

### INDIVIDUAL OPPONENT GAME HIGHS

Rushes	18	Travis Greene, vs Bowling Green (Sep 12, 2015)
Yards Rushing	109	Fred Coppet, vs Bowling Green (Sep 12, 2015)
TD Rushes	1	Jacobi Green, vs Richmond (Sep 5, 2015) Seth Fisher, vs Richmond (Sep 5, 2015) Kyle Lauletta, vs Richmond (Sep 5, 2015) Travis Greene, vs Bowling Green (Sep 12, 2015)
Long Rush	24	Fred Coppet, vs Bowling Green (Sep 12, 2015)
Pass attempts	55	Matt Johnson, vs Bowling Green (Sep 12, 2015)
Pass completions	36	Matt Johnson, vs Bowling Green (Sep 12, 2015)
Yards Passing	491	Matt Johnson, vs Bowling Green (Sep 12, 2015)
TD Passes	6	Matt Johnson, vs Bowling Green (Sep 12, 2015)
Long Pass	64	Matt Johnson, vs Bowling Green (Sep 12, 2015)
Receptions	15	Roger Lewis, vs Bowling Green (Sep 12, 2015)
Yards Receiving	200	Roger Lewis, vs Bowling Green (Sep 12, 2015)
TD Receptions	2	Roger Lewis, vs Bowling Green (Sep 12, 2015)
Long Reception	64	Robbie Rhodes, vs Bowling Green (Sep 12, 2015)
Field Goals	0	-
Long Field Goal	-	-
Punts	9	D.J. Helkowski, vs Richmond (Sep 5, 2015)
Punting Avg	50.0	J. Davidson, vs Bowling Green (Sep 12, 2015)
Long Punt	56	J. Davidson, vs Bowling Green (Sep 12, 2015)
Punts inside 20	1	J. Davidson, vs Bowling Green (Sep 12, 2015)
Long Punt Return	10	Ryan Burbrink, vs Bowling Green (Sep 12, 2015)
Long Kickoff Return	25	Jeremiah Hamlin, vs Richmond (Sep 5, 2015)
Tackles	10	Omar Howard, vs Richmond (Sep 5, 2015)
Sacks	0	-
Tackles For Loss	2.0	Trent Greene, vs Bowling Green (Sep 12, 2015) Zach Colvin, vs Bowling Green (Sep 12, 2015)
Interceptions	2	Denard Turner, vs Bowling Green (Sep 12, 2015)

### OPPONENT TEAM HIGHS

Rushes	50	vs Bowling Green (Sep 12, 2015)
Yards Rushing	201	vs Bowling Green (Sep 12, 2015)
Yards Per Rush	4.0	vs Bowling Green (Sep 12, 2015)
TD Rushes	3	vs Richmond (Sep 5, 2015)
Pass attempts	55	vs Bowling Green (Sep 12, 2015)
Pass completions	36	vs Bowling Green (Sep 12, 2015)
Yards Passing	491	vs Bowling Green (Sep 12, 2015)
Yards Per Pass	13.6	vs Bowling Green (Sep 12, 2015)
TD Passes	6	vs Bowling Green (Sep 12, 2015)
Total Plays	105	vs Bowling Green (Sep 12, 2015)
Total Offense	692	vs Bowling Green (Sep 12, 2015)
Yards Per Play	6.6	vs Bowling Green (Sep 12, 2015)
Points	48	vs Bowling Green (Sep 12, 2015)
Sacks By	0	-
First Downs	35	vs Bowling Green (Sep 12, 2015)
Penalties	10	vs Bowling Green (Sep 12, 2015)
Penalty Yards	80	vs Bowling Green (Sep 12, 2015)
Turnovers	1	vs Bowling Green (Sep 12, 2015)
Interceptions By	3	vs Bowling Green (Sep 12, 2015)
Punts	9	vs Richmond (Sep 5, 2015)
Punting Avg	50.0	vs Bowling Green (Sep 12, 2015)
Long Punt	56	vs Bowling Green (Sep 12, 2015)
Punts inside 20	1	vs Bowling Green (Sep 12, 2015)
Long Punt Return	10	vs Bowling Green (Sep 12, 2015)

## GAME 1 RECAP: RICHMOND

### LIKELY SHINES IN TERPS' SEASON-OPENING WIN

COLLEGE PARK, Md. (AP) - William Likely set a Big Ten record with 233 yards in punt returns and Brandon Ross ran for career-high 150 yards and one touchdown as Maryland rolled to a season-opening 50-21 victory over Richmond on Saturday.

Perry Hills threw two touchdown passes for the Terrapins, who scored 37 straight points after falling behind 14-13 in the second quarter.

Likely returned eight punts, including a 67-yarder for a touchdown that made it 43-14 with 10:30 remaining. He had another return of 47 yards.

The 5-foot-7 junior also had two kickoff returns for 63 yards, giving him 296 yards in kick returns for the afternoon.

Ross averaged 8.3 yards per carry and put Maryland up 29-14 with a 21-yard TD run early in the third quarter. He eclipsed his previous career high of 149 yards before the quarter ended.

Making his first start since 2012, Hills completed 12 of 21 passes for 138 yards and an interception. The junior wasn't exceptionally sharp, but he didn't have to be because the Terrapins totaled 341 yards on the ground.

Richmond's Kyle Lauletta went 18 for 30 for 220x yards. The Spiders mustered only 56 yards rushing, and Lauletta was sacked four times.

After Maryland took a quick 10-0 lead, Richmond went ahead 14-13 on a 4-yard run by Lauletta with 10:35 left in the second quarter.

Hills then directed a 12-play drive that produced a field goal by Brad Craddock, and a 37-yard touchdown catch by Malcolm Culmer made it 22-14 at halftime.

Ross scored the only touchdown of the third quarter, and a 1-yard touchdown run by Wes Brown made it 36-14.

Maryland then forced a punt, and Likely weaved his way through the Richmond defense before getting to the left sideline and diving into the end zone.

His 233-yard performance on punt returns broke the record set by Nile Kinnick of Iowa in 1939.

With the victory, Maryland improved to 5-0 in openers under coach Randy Edsall. The Terrapins have won six straight season openers and 11 of 12.



Cornerback **William Likely** broke a 76-year-old Big Ten record with 233 punt return yards versus Richmond.

### GAME STATS

<b>RICHMOND</b>							<b>21</b>
<b>MARYLAND</b>							<b>50</b>
Sep. 5, 2015 at Capital One Field at Byrd Stadium (38,117)							

SCORING	1	2	3	4	-	F
<b>Richmond</b>	7	7	0	7	-	21
<b>Maryland</b>	10	12	7	21	-	50

### SCORING SUMMARY

*First Quarter*  
 MD - FG Brad Craddock 34, 12:06  
 MD - Levern Jacobs 23 pass fr Hills (Craddock kick), 6:14  
 RICH - Jacobi Green 1 run (Yoder kick), 0:48  
*Second Quarter*  
 MD - FG Brad Craddock 31, 12:34  
 RICH - Kyle Lauletta 4 run (Yoder kick), 10:35  
 MD - FG Brad Craddock 30, 4:10  
 MD - Malcolm Culmer 37 pass fr Hills, 1:00  
*Third Quarter*  
 MD - Brandon Ross 21 run (Craddock kick), 12:12  
*Fourth Quarter*  
 MD - Brown 1 run (Craddock kick), 12:55  
 MD - Likely 67 punt return (Craddock kick), 10:30  
 MD - Johnson 2 run (Craddock kick), 6:26  
 RICH - Fisher 16 run (Yoder kick), 3:22

TEAM STATISTICS	RICH	MD
First Downs	12	24
Rushes-Yards	27-56	45-341
Comp-Att-Int	18-30-0	12-22-1
Passing Yards	220	138
Total Offense Plays-Yards	57-276	67-479
Fumble Returns-Yards	0-0	0-0
Punt Returns-Yards	0-0	8-233
Interception Returns-Yards	1-0	0-0
Punts-Average	9-41.9	1-43.0
Fumbles-Lost	1-0	0-0
Penalties-Yards	1-10	5-39
Third-Down Conversions	2-12	7-12
Fourth-Down Conversions	1-1	0-0
Red-Zone Scores-Chances	3-3	5-6
Sacks By-Yards Lost	0-0	4-23
Time of Possession	29:05	30:55

### INDIVIDUAL STATISTICS

**RUSHING** - Maryland: Ross 18-150-1, Johnson 10-83-1, Brown, 13-74-1, Hills, 3-25-0, Rowe 1-9-0; Richmond: Green 7-23-1, Fisher 4-20-1, Abell 2-15-0, Hamlin 3-11-0, Lauletta 11-(-)13-1.

**PASSING** - Maryland: Hills 12-21-1-138-2; Lauletta: 18-30-0-220-0.

**RECEIVING** - Maryland: L. Jacobs 2-32-1, Moore 2-23-0, Etta-Tawo 2-21-0, Edwards 2-12-0, Culmer 1-37-1, T. Jacobs 1-12-0, Hayward 1-4-0, Brown 1-(-)3-0; Richmond: Brown 4-68-0, Green 4-40-0, Diggs 3-40-0, Tibbs 3-30-0, Wilkins 2-29-0, Abell 2-13-0.

**TACKLES** - Maryland: J. Carter 5-3-8, Jefferson 2-4-6, HENDY 5-0-5, S. Davis 3-2-5, Likely 4-0-4, Ashiru 2-2-4, Nicon 2-1-3, Braglio 1-2-3, Aniebonam 1-2-3, Burke 2-0-2, Zanutto 1-0-1, Ngakoue 1-0-1, Shaw 1-0-1, Brooks 0-1-1, Ezeagwu 0-1-1; Richmond: Howard 7-3-10, Jones 4-5-9, Herlocker 3-4-7, Craig 4-2-6, Waller 4-2-6, Ogunniyi 4-1-5, Jones 2-2-4, Jordan 2-2-4, Moore 2-0-2, Mack 2-0-2, Day 2-0-2, Jackson 1-1-2, Muse 0-2-2, Caughell 0-2-2...

## MARYLAND FALLS TO BOWLING GREEN

COLLEGE PARK, Md. (AP) - Junior William Likely returned a punt for a touchdown for the second straight week, but Maryland fell to Bowling Green, 48-27, for its first loss of the season Saturday afternoon at Capital One Field at Byrd Stadium.

Likely's 85-yard punt return is tied for the second longest punt return in school history, matching the 85-yarder by Tony Logan against Florida International in 2010. The school record for the longest punt return belongs to Dick Nolan, who returned a punt 90 yards against Clemson in 1953.

Senior Brad Craddock added a pair of first half field goals to give the Terps (1-1) a 13-6 lead over Bowling Green (1-1) at the half.

After a 55-minute weather delay pushed back the start of the third quarter, a 58-yard TD pass from Matt Johnson to Roger Lewis tied the game at 13-13 less than three minutes into the second half.

Maryland responded with a big play of its own to go back in front 20-13 when junior Perry Hills hooked up with D.J. Moore on a slant that the true freshman took 42 yards to the end zone.

The Terps looked to have stopped Bowling Green on its ensuing drive when Alvin Hill picked off a Johnson

pass in the end zone, but an offside penalty on the Terps gave the Falcons a first-and-goal opportunity that Travis Greene converted into a score on the very next play to tie things at 20-20.

Bowling Green outscored the Terps 28-7 in the fourth quarter to earn the victory in the team's first-ever meeting.

Johnson completed eight of 10 throws in the final frame, posting 134 yards and four touchdowns in the fourth quarter.

After the Falcons took their first lead of the game less than a minute into the fourth quarter, Maryland answered back with an 8-play, 75-yard scoring drive that was capped by a 22-yard TD pass from Hills to junior Levern Jacobs.

The Terrapins struggled down the stretch, turning the ball over on their final three drives.

Hills finished the game completing 15 of 30 passes for 150 yards and two touchdowns, while also compiling 94 yards on the ground on eight rushes.

Junior Yannick Ngakoue posted a career-high three sacks, while senior Sean Davis finished the game with 14 tackles to pace the Maryland defense.



Defensive end **Yannick Ngakoue** posted a career-high and team season-high 3.0 sacks versus Bowling Green.

### GAME STATS

<b>BOWLING GREEN</b>	<b>48</b>
<b>MARYLAND</b>	<b>27</b>
Sep. 12, 2015 at Capital One Field at Byrd Stadium (36,332)	

SCORING	1	2	3	4	-	F
<b>Bowling Green</b>	<b>0</b>	<b>6</b>	<b>14</b>	<b>28</b>	<b>-</b>	<b>48</b>
<b>Maryland</b>	<b>10</b>	<b>3</b>	<b>7</b>	<b>7</b>	<b>-</b>	<b>27</b>

### SCORING SUMMARY

*First Quarter*  
 MD - FG Brad Craddock 41, 12:45  
 MD - Likely 85 punt return (Craddock kick), 0:00  
*Second Quarter*  
 BG - Derek Lee 5 pass fr Johnson (Tate kick), 12:05  
 MD - FG Brad Craddock 23, 7:52  
*Third Quarter*  
 BG - Roger Lewis 58 pass fr Johnson (Tate kick), 12:10  
 MD - D.J. Moore 42 pass fr Hills (Craddock kick), 10:47  
 BG - Green 3 run (Tate kick), 7:54  
*Fourth Quarter*  
 BG - Ryan Burbrink 5 pass fr Johnson (Tate kick), 14:27  
 MD - Levern Jacobs 27 pass fr Hills (Craddock kick), 12:30  
 BG - Roger Lewis 27 pass fr Johnson (Tate kick), 9:53  
 BG - Robbie Rhodes 44 pass fr Johnson (Tate kick), 8:18  
 BG - Gehrig Dieter 14 pass fr Johnson (Tate kick), 5:24

### TEAM STATISTICS

	BG	MD
First Downs	35	16
Rushes-Yards	50-201	26-156
Comp-Att-Int	36-55-1	16-33-3
Passing Yards	491	185
Total Offense Plays-Yards	105-692	59-341
Fumble Returns-Yards	0-0	0-0
Punt Returns-Yards	2-13	2-82
Interception Returns-Yards	3-38	1-7
Punts-Average	3-50.0	6-41.7
Fumbles-Lost	1-0	1-1
Penalties-Yards	10-80	6-57
Third-Down Conversions	8-18	3-12
Fourth-Down Conversions	2-4	0-1
Red-Zone Scores-Chances	4-7	1-1
Sacks By-Yards Lost	0-0	4-21
Time of Possession	37:57	22:03

### INDIVIDUAL STATISTICS

**RUSHING** - Maryland: Hills 8-94-9, Brown 9-53-0, Ross 8-10-0; Bowling Green: Coppet 15-109-0, Greene 18-65-1, Wilson 7-28-0, Moore 1-4-0.

**PASSING** - Maryland: Hills 15-30-1-168-2, Rowe 1-3-2-17-0; Johnson 36-55-1-491-6.

**RECEIVING** - Maryland: Etta-Tawo 5-49-0, Culmer 4-26-0, L. Jacobs 3-32-1, Brown 2-28-0, D.J. Moore 1-42-1, Edwards 1-8-0; Bowling Green: Lewis 15-200-2, Moore 8-79-0, Burbrink 4-39-1, Lee 3-29-1, Rhodes 2-108-1, Greene 2-14-0, Dieter 1-14-1, Gallon 1-8-0.

**TACKLES** - Maryland: S. Davis 12-2-14, Carter 9-4-13, Hendy 6-3-9, Nixon 6-3-9, Brooks 4-5-9, Hill 7-1-8, Aniebonam 5-0-5, Braglio 4-1-5, Likely 4-1-5, Jefferson 2-3-5, Ngakoue 4-0-4, Opara 1-3-4, Ezeagwu 1-1-2, Ashiru 1-0-1, Walker 0-1-1, Shaw 0-1-1, J. Ross 0-1-1; Bowling Green: Greene 5-3-8, Hardy 5-3-8, Sanford 3-3-6, Hunter 4-1-5, Valdez 1-4-5, Turner 3-1-4, Bush 1-2-3, Colvin 2-0-2, Mack 1-1-2, Lee 1-0-1, Ballew 1-0-1, Goudine 1-0-1, Bozeman 1-0-1, Royster 1-0-1...